

Annual Collection



ARTIST® Blue *Ageratum*

LANDSCAPE    20-30cm (8-12")   Vigor: 2

One of our best-selling Grande™ crops! This robust *Ageratum* maintains its picture-perfect good looks in containers over an extended selling period. Its compact, densely branched, mounded foliage becomes completely covered in periwinkle blue flowers, helping it shine in both containers and landscapes. It is attractive to pollinating bees, butterflies and hummingbirds as it blooms all season without deadheading. This *Ageratum* exhibits outstanding heat tolerance, flowering well through the summer heat.

Growing Tips for ARTIST®

- Requires high light in production.
- Requires early growth regulator.
- 200 ppm fertilizer for optimal growth.
- In growing group BB (see page 132).*

Notes: Pinching is not recommended. A light Sumagic® spray (2-5 ppm) or B-9 (2500-5000) has been shown to be effective on *Ageratum*. Growth can also be controlled using holding temperature. Winter flowering occurs in Sunbelt states.

AWARD WINNER – ARTIST® *Ageratum*

85 Awards including: Excellent Rating, Disney; Best of the Best, University of Georgia; Best of Species, Penn State; Top Pick, Dallas Arboretum; Top Performer, Kansas State University



ARTIST® Blue
Ageratum Agsantis' USPP15289 Can2050

BUTTERFLY *Argyranthemum frutescens*

LANDSCAPE    46-91cm (18-36") Vigor: 3

Marguerite Daisies are some of the most well-known and loved flowers among gardeners. Our Butterfly line shines in container recipes and landscapes as these plants are well-matched for timing and size, taking the guesswork out of the equation for growers, retailers and landscapers. These heat tolerant cultivars bloom with clearer, brighter flowers that don't require deadheading for continuous bloom.

Growing Tips for BUTTERFLY

- Requires high light in production.
- 200 ppm fertilizer for optimal growth.
- Low light, tight spacing, and wet foliage will lead to disease.
- Transplant *Argyranthemum* liners first, then water in quickly after transplant.
- In growing group AB (see page 132).*

Notes: No pinch needed for 4-5" pots planted after mid-March. When planted prior to mid-March a pinch will be beneficial. Single plants in 6" and gallons as well as all 8" and larger containers should be pinched 1-2 weeks after transplant. 5-10 ppm Sumagic® spray or a 1-3 ppm Bonzi® drench will help control growth. Winter flowering occurs in the Sunbelt states when grown under long days.

AWARD WINNERS – BUTTERFLY *Argyranthemum*

104 Awards including: Perfect Score, Jardin Daniel A. Seguin; Top Performer, University of Guelph; Excellent Rating, University Laval; Perfect Score, Oregon State University



PURE WHITE BUTTERFLY®
Argyranthemum
frutescens G14420' USPP29027 Can5769

ANNUAL VIGOR KEY – 1 to 4, with 1 representing the slower, smaller growers and 4 representing the quickest, largest growers. For combinations, choose varieties with the same vigor rating to ensure success.

* First letter is Growing Temperature, second letter is pH.

ANGELFACE® Cascade

Angelonia

LANDSCAPE    Vigor: 3

We're bringing the same heat and humidity tolerance of standard upright angelonias to a line of cascading types that are perfect for hanging baskets. These plants have outward and downward spreading stems, making them ideal fillers and spillers in container recipes. Pair them with other medium vigor, sun loving annuals.



GOLDEN BUTTERFLY®
Argyranthemum
frutescens 'G15101' USPP30615 Can6079



Collection
Top Seller

ANGELFACE® Cascade Snow
Angelonia™™ USPPAF CanPBRAF
20-36cm (8-14")



ANGELFACE® Cascade Pink
Angelonia 'ANCASPI' USPP31217 Can6279
20-36cm (8-14")

ANGELFACE® Cascade Blue
Angelonia 'ANCASBLU' USPP30907 Can6278
20-36cm (8-14")



NEW

IMPROVED

ANGELFACE® *Angelonia angustifolia*



Vigor: 3

Angelface Angelonia is a classic thriller for containers and adds verticality to garden beds. Growers and gardeners alike appreciate that their showy flower spikes don't require deadheading for continuous bloom. This is a sun, heat and humidity-loving plant that is stunning when offered in 1-gallon or larger containers on retail endcaps from early summer to fall.

Angelface Super varieties were bred to be bigger, bolder accent plants for planting en masse in landscapes. They mature to over three feet tall and become covered in flowers from top to bottom. Deer tend to pass them by because of their fragrant foliage.

ANGELFACE® Wedgwood Pink *Angelonia angustifolia* 'ANGAF19278' USPPAF

Unrivaled on the market, this novel cotton candy pink and white bicolor selection bears large, self-cleaning blossoms on well-branched, semi-upright plants from spring to frost. Its full habit easily fills containers in production, which contributes to strong impulse sales at retail. New this year.

ANGELFACE® White Improved *Angelonia angustifolia* 'ANGAF19202' USPPAF CanPBRAF

Boasting greatly improved flower power, deeper green and glossy foliage, as well as notably increased vigor, this improved cultivar will be a dream for growers to produce. It is timed to match all of your favorite colors in the series and easier for growers to get into color for spring sales. Improved this year.

Growing Tips for ANGELFACE®

- Requires high light in production.
- 150-200 ppm fertilizer for optimal growth.
- Warm and slightly dry conditions after transplanting speeds root-in and growth.
- Remember all Angelonia prefer warm production temperatures and it may be best to bring shipments in mid-spring.
- Scout regularly for aphids which can be problematic.
- In growing group CB (see page 132).

Notes: Pinch 6" or larger containers at transplant for large plugs, 2 weeks after transplant for smaller containers. Florel® causes tip burn and distorted growth. Sumagic® is effective (2-5 ppm), but other growth regulators can delay flowering.

AWARD WINNERS – ANGELFACE® *Angelonia*

253 Awards including: Superior Rating, Disney; Top Performer, Ohio State; Excellent Rating, Boerner Botanical Garden, Milwaukee, Wisconsin; Best of the Best, University of Georgia; Best Varieties, Penn State; Top Pick, Cornell University



ANGELFACE® White Improved
Angelonia angustifolia 'ANGAF19202' USPPAF

46-76cm (18-30")

ANGELFACE® Wedgwood Pink
Angelonia angustifolia 'ANGAF19278' USPPAF

46-76cm (18-30")



Collection
Top Seller

ANGELFACE®
Wedgwood Blue
Angelonia ^{ANWEDG116} USPP31178 Can6282
46-76cm (18-30")



ANGELFACE® Super Blue
Angelonia ^{ANSJBLU021} USPP33058 Can6633
76-102cm (30-40")



ANGELFACE® Perfectly Pink
Angelonia ^{Balang15434} USPP29270
46-76cm (18-30")



ANGELFACE® Blue
Angelonia ^{ANBLU140} USPP31179 Can6277
46-76cm (18-30")



ANGELFACE® Super White
Angelonia ^{Ansuwhi} USPP29490 Can5768
76-102cm (30-40")

SNOWSTORM® *Sutera cordata* (Bacopa)

🏆 🌞 🌱 10-25cm (4-10") Vigor: 2 Snowstorm® Giant Snowflake®: Vigor: 3

Our *Sutera* varieties show what happens when you start with the best genetics, then continually improve them. In hanging baskets and containers, *Sutera*'s glimmering, star-shaped flowers add beauty and texture, but its delicate looks are backed by durability and vigor.

AWARD WINNERS – SNOWSTORM® *Sutera* (Bacopa)

50 Awards including: Outstanding Rating, Disney Trial; Best of the Best, University of Georgia; Early Season Top Performer, Cornell, Long Island; Top Performer, University of Minnesota-Morris; Top Performer-Containers, Biltmore

Growing Tips for SNOWSTORM®

- High light in production is essential in early season. Light shade is required for summer production.
- 150-200 ppm fertilizer for optimal growth.
- You must keep Giant Snowflake under control, especially under dark weather conditions. It should be treated with 500-750 ppm of B-Nine®.
- Treat with preventative broad spectrum fungicidal drench one week after transplant.
- In growing group BA (see page 132).

Notes: Pinch as needed or to shape plants. Do not allow plants to dry out as they will drop both buds and flowers causing the plants to cycle out of bloom for several weeks.



SNOWSTORM® Rose
Sutera cordata 'SUT20009' USPP32388 Can/PBRA
(Bacopa)



SNOWSTORM® SNOW GLOBE®
Sutera cordata 'WINSUSNOGB' USPP32660 Can/6532
(Bacopa)





SNOWSTORM® GIANT SNOWFLAKE®
Sutera cordata 'Danova906' USPP17886 Can/2861
(Bacopa)



SNOWSTORM® Blue
Sutera cordata 'WINSUSNOBL' USPP32659 Can/6531
(Bacopa)

DOUBLE DELIGHT[®] Begonia

   20-36cm (8-14") Vigor: 2

Not just another tuberous begonia! Growers will appreciate the increased vigor, better branched habit and higher flower count of Double Delight begonias. Trials have also shown greater tolerance of *Xanthomonas* than other similar series. These elegant cascading begonias bear large, abundant blossoms that exude a sweet citrus-like fragrance. Increased sun tolerance makes them versatile for use in containers, hanging baskets, window boxes and monoculture containers. They perform well in full sun in the Northeast; southern growers will need to provide some afternoon shade.

AWARD WINNERS – DOUBLE DELIGHT[®] Begonia

25 awards including: Top Performer, Michigan State University; Top 10, University of Minnesota; Top Performer, University of Georgia

Growing Tips for DOUBLE DELIGHT[®] Begonia

- Prefers medium light conditions.
- Warm, slightly dry conditions will speed rooting in.
- Feed with 100-150 ppm N.
- Tuberous begonias require long days for best growth and flowering. Grow under 14hr days if planted before April 1 and at least 12hr days for later plantings.
- Flower drop should be expected. Time properly to decrease messiness.
- In growing group BB (see page 132).

Notes: Treat with a preventative broad spectrum fungicidal drench at 1-2 weeks after transplant. To control stretch or hold a crop, 150 to 200 ppm Cycocel[®] may be used for growth regulation. Do not pinch.



DOUBLE DELIGHT[®] Primrose
Begonia ^{*KERBESPICUP} USPP2638 Can/PBRAAF



DOUBLE DELIGHT[®] Appleblossom
Begonia ^{*Kerbespiplle} USPPAF Can/PBRAAF



DOUBLE DELIGHT[®] Blush Rose
Begonia ^{*KERBESPIROS} USPP29297 Can/PBRAAF

DOUBLE UP™ *Begonia semperflorens*

LANDSCAPE    20-46cm (8-18") Vigor: 2

Begonias are perhaps more popular with consumers than ever before, and these double-flowered bedding types are sure to be a big hit! Produced vegetatively to ensure excellent vigor, uniformity and durability, Double Up™ wax begonias are an outstanding 4" crop; they bloom early and are easy to hold at retail. Since they are daylength neutral, they can be produced any time of year. The flowers are self-cleaning, avoiding botrytis issues, and they bloom prolifically in sun and shade.

AWARD WINNERS – DOUBLE UP™ *Begonia*

122 awards including: Top Performer, Montreal Botanic Garden; Top Performer, Les Exceptionelles; Perfect Score All Season, Iowa State

Growing Tips for DOUBLE UP™ *Begonia*

- Prefers medium light conditions.
- Warm, slightly dry conditions will speed rooting in.
- Feed with 100-150 ppm N.
- Flower drop should be expected. Time properly to decrease messiness.
- In growing group BB (see page 132).

Notes:

Treat with a preventative broad spectrum fungicidal drench at 1-2 weeks after transplant. To control stretch or hold a crop, 150 to 200 ppm Cycocel® may be used for growth regulation. Do not pinch.



DOUBLE UP™ White
Begonia semperflorens



DOUBLE UP™ Red
Begonia semperflorens 'LEGDBLRED' USPP32686



DOUBLE UP™ Pink
Begonia semperflorens

SOLENIA[®] *Begonia x hiemalis*



20-30cm (8-12") Vigor: 2

Proven in trials across the nation to be the best in their class, these floriferous, double-flowered begonias produce vibrant blossoms all season on well-branched, mildew resistant plants. Daylength neutrality makes them easy to bring into bloom throughout the selling season. Tolerating both sun and shade, they mix well with other medium vigor annuals in hanging baskets and upright containers, and also grow well in landscapes with well-drained soil.

Growing Tips for SOLENIA[®] *Begonia*

- Prefers medium light conditions.
- Warm, slightly dry conditions will speed rooting in.
- Feed with 100-150 ppm N.
- Requires long days for best growth and flowering. Grow under 14hr days if planted before April 1 and at least 12hr days for later plantings.
- Flower drop should be expected. Time properly to decrease messiness.
- In growing group BB (see page 132).

Notes: Treat with a preventative broad spectrum fungicidal drench at 1-2 weeks after transplant. To control stretch or hold a crop, 150 to 200 ppm Cycocel[®] may be used for growth regulation. Do not pinch.



SOLENIA[®] Apricot
Begonia



SOLENIA[®] Yellow
Begonia



SOLENIA[®] Scarlet
Begonia



SOLENIA[®] Chocolate
Orange *Begonia*

SPACE AGE™ *Begonia rex*

   38-46cm (15-18") Vigor: 2

Trialing Rex begonias first for rooting performance, followed by vigor in spring production, and finally for summer garden performance has led to the launch of this new out-of-this-world series of Rex begonias. It features three of the most exceptional cultivars on the market today, each one with astronomically unique foliage. Their strong growth and seasonlong foliage interest help to extend the sales window for both growers and retailers while providing dynamic new options for shade gardens.

SPACE AGE™ BLACK HOLE™ *Begonia rex* ^{'BBEN033-0'} USPP35414

Shining silver leaves with black, jagged edges, dark green veining and an explosion of burgundy to black in the center characterize this striking cultivar. Small, coral red blossoms are an occasional added bonus. Excellent vigor and branching results in a dense, upright mounding plant. New this year.

SPACE AGE™ EUROPA™ *Begonia rex* ^{'BDIBL12-0'} USPP33502

Like a cool, silvery pool that shines in the shade, the large leaves of this Rex begonia are flooded with shimmering silver, rimmed in black, and splashed with lavender in the middle and just inside the leaf edges. Small, coral red blossoms are an added bonus late in the season. New this year.

SPACE AGE™ TRITON™ *Begonia rex* ^{'KRBELYF02'} USPP24738

Quite unlike its series companions in appearance, this smaller-leaved Rex begonia grows vigorously to form a very dense, compact mound. Its dark green leaves have far smoother edges, and the entire leaf surface is blasted with a fine, silver mist like a glimmering dewfall. New this year.

Growing Tips for SPACE AGE™ *Begonia rex*

- Do not bury the liner when transplanting; keep the crown of the plants free of compressed soil.
- Preventative sprays for botrytis and powdery mildew are suggested during damp and low light conditions.
- Good air circulation and bright but filtered light will decrease the threat of botrytis.
- Upon rooting in, keep light levels at 1200-1500 foot candles; higher light could stunt the plants.
- Feed with 150-200 ppm N.
- In growing group BB (see page 132).

Notes: Treat with preventative broad spectrum fungicidal drench 2 weeks after transplant. Scout crops regularly (at least once a week) for disease development. No growth regulators are recommended or needed.



SPACE AGE™ BLACK HOLE™
Begonia rex ^{'BBEN033-0'} USPP35414



SPACE AGE™ EUROPA™
Begonia rex ^{'BDIBL12-0'} USPP33502



SPACE AGE™ TRITON™
Begonia rex ^{'KRBELYF02'} USPP24738

SUREFIRE[®] Begonia



30-61cm (12-24") Vigor: 4

These durable, colorful begonias are incredibly versatile in sun and shade, acting as a thriller in large containers or providing masses of bold color in landscapes. Compared to Double Delight™, their habit is more upright; Double Up™ varieties are shorter and more mounded with smaller leaves. A reliable alternative to impatiens in areas where downy mildew is an issue.

AWARD WINNERS – SUREFIRE[®] Begonia

198 Awards including: Leader of the Pack, NC State; Best of the Best, University of Georgia; People's Pick, Oregon State; Top Performer In-Ground & Containers, Kansas State University

Growing Tips for SUREFIRE[®]

- 150-200 ppm fertilizer for optimal growth.
- Flower drop should be expected. Time properly to decrease messiness.
- Pinching should not be necessary except to shape.
- Requires good drainage and air circulation.
- In growing group BB (see page 132).

Notes: Treat with preventative broad-spectrum fungicidal drench one week after transplant. Scout crops regularly for disease development. Good air circulation, control of humidity, and sanitation practices are critical.



SUREFIRE[®]
CHERRY CORDIAL™
Begonia x hybrida



SUREFIRE[®] White
Begonia x benariensis



SUREFIRE[®] Red
Begonia x benariensis



Collection
Top Seller

SUREFIRE[®] Rose
Begonia x benariensis

CAMPFIRE® *Bidens*



20-36cm (8-14") Vigor: 2

An ideal option for warm climates, these showy cultivars exhibit strong heat tolerance and non-stop bloom. No deadheading is needed since there is low to no seed set. Densely mounded plants become covered in brilliant blossoms which are highly attractive to pollinating bees. As such, they occupy a similar niche as *Coreopsis* in landscape designs but boast continuous color all season and a tight habit that won't split open. They also make eye-catching monoculture containers.

Growing Tips for *Bidens*

- Requires high light in production.
- 150-200 ppm fertilizer for optimal growth.
- Good air circulation, control of humidity and good sanitation practices are critical.
- In growing group AB (see page 132).

Notes: For all sizes of containers, pinch the liner 1-2 weeks after transplant; for containers larger than 6" and for hanging baskets, trim around the edge of the container as needed prior to spacing or hanging of the baskets. B-9 (2500 ppm) and Sumagic® (5 ppm) should be effective on Goldilocks Rocks and Campfire Flame.

AWARD WINNER – CAMPFIRE® Flame *Bidens*

53 Awards including: Perfect Score All Season, University of Minnesota; Top Performer, Michigan State University; Best of the Best-Bidens, Colorado State University





CAMPFIRE® Flame *Bidens*™ "INBIDCAMEM" USPP32647 Can6539



CAMPFIRE® MARSHMALLOW™
Bidens ferulifolia *** USPPAF CanPBRAF

GOLDBLOCKS ROCKS®

Bidens ferulifolia

LANDSCAPE   30-36cm (12-14") Vigor: 3

Growers will find this bidens is versatile in recipes as its compact size and restrained vigor helps it mix easily with other medium vigor varieties in hanging baskets and upright containers. The large, sunfast, true yellow flowers of this drought tolerant plant continue to bloom easily through the heat.

AWARD WINNER – GOLDBLOCKS ROCKS® Bidens

19 Awards including: Top Performer-Best Bidens, Penn State; Best of Breed, JC Raulston Arboretum; Top Performer, Michigan State University



GOLDBLOCKS ROCKS®
Bidens ferulifolia 'BID16101' USPP32646 Can6557

LADYBIRD® Sunglow *Calylophus*

  10-20cm (4-8")   Vigor: 1

This heat and drought tolerant plant is derived from a Texas native species and thrives in dry, sunny conditions where nights are relatively cool. Even in hot weather, it only needs water every few days. Since cooler temperatures enhance flowering performance, this selection grows well across Canada. Use it in similar applications as Evolvulus for low maintenance commercial or residential containers and landscapes. This plant is closely related to *Oenothera* with the added benefit of its brilliant yellow flowers not closing up at night.

Growing Tips for LADYBIRD®

- This is a high light, high heat loving plant. Know your growing environment and place your orders accordingly.
- Requires excellent drainage to grow well; grow plants dry to moderately dry and avoid overwatering to prevent Botrytis.
- 150-200ppm fertilizer.
- Easy to get into flower for Mothers' Day.
- In growing group BA (see page 132).

Notes: For hanging baskets and pots larger than 6" make a soft pinch at planting and trim around pot just prior to hanging. A second or third pinch will effectively increase branching and flowering and eliminate the need for PGRs. Cool growing conditions will slow the growth of the crop. Scout regularly for aphids which can be problematic.

AWARD WINNER – LADYBIRD® Sunglow

27 Awards including: Top Performer, University of Guelph; Top Performer, University of Laval; Top Performer, Les Exceptionelles; Best in Show, University of Tennessee; Best of Species, Penn State



LADYBIRD® Sunglow
Calylophus 'WNCYLASUN' USPP34148 Can6564

ENDLESS™ *Browallia*



30-41cm (12-16") Vigor: 2

Expanding the list of options for shade, Endless™ *Browallia* is a simple yet elegant, heat loving plant that requires little more than moisture to thrive in partial to full shade. Brilliant violet purple or white blooms dot the emerald green foliage all season without deadheading. Striking in monoculture containers and Grande™ containers, Endless is equally stunning mixed with other medium vigor varieties in shade loving hanging baskets.

AWARD WINNERS – ENDLESS™ *Browallia*

27 Awards including: Top Performer, Penn State; Best Varieties, Colorado State University; Top Performer, Ohio State University Extension; Excellent Cool Season, Disney

Growing Tips for ENDLESS™

- *Browallia* is a semi-tropical plant and prefers warmer production temps similar to Angelface® *Angelonia*. Avoid ordering too early if you do not have the ability to grow warm.
- Provide shade to bright filtered light in production.
- 75-100ppm fertilizer for optimum growth.
- *Browallia* requires a higher pH than Superbells®. If the pH is too low, yellowing foliage is the first sign. Monitor pH levels regularly.
- Good water management practices are critical to healthy plant growth.
- Good air circulation, control of humidity, and good sanitation practices are critical.
- In growing group CC (see page 132).

Notes: Pinch at 1-2 weeks after transplant. Treat with a preventative broad spectrum fungicidal drench at 1-2 weeks after transplant. Good sanitation practices include keeping greenhouses clean at all times, eliminating weeds and debris, disinfecting equipment and greenhouses as often as possible, and keeping hose ends off the floor.




Top 50

ENDLESS™ Illumination
Browallia ^{UNHBR12} USPP18925



ENDLESS™ Flirtation
Browallia ^{UNHBR18} USPP19822

SUPERBELLS® *Calibrachoa*

  15-30cm (6-12")  Vigor: 2

NEW

Often imitated. Never equaled.

With so many Calibrachoa on the market, how do you choose the best? At Proven Winners, we trial and select for varieties that perform all summer and deep into the fall months, long past when they leave the grower's bench. We want both growers and gardeners to be successful so they keep coming back for more.

Superbells are available in a broad array of superb colors and patterns with larger blooms that don't require deadheading to bloom all season due in part to greater thielaviopsis resistance. Some are compact and mounding while others cascade over the edges of hanging baskets and upright containers, creating an endless array of combination opportunities.

SUPERBELLS® Double SMITTEN PINK™ *Calibrachoa* 'KLECA23454' US7786342

Blooming in consumers' favorite shades of pink, this double, bitone calibrachoa produces rosebud-like blossoms with soft pink petals and a bright rose pink ring around a small cluster of center petals. A robust cultivar with a well-branched, mounded trailing habit. New this year.

SUPERBELLS® Double VINTAGE CORAL™ *Calibrachoa* 'KLECA22847' US7786342

Everything vintage is trending with consumers, and this antique amber-orange veined, fully double-flowered calibrachoa is everything they are looking for. Growing these plants outdoors draws out the purple tones in the flowers. A standout performer in Florida trials, ranking as the top Superbells and one of the best plants overall in the entire trial. New this year.

AWARD WINNERS – SUPERBELLS® *Calibrachoa*

1055 Awards including: Excellent Rating, Disney; Superior Rating, Penn State; Best of the Best, University of Georgia; Best Calibrachoa, Colorado State; Leader of the Pack, North Carolina State; Consumer Favorites, Cornell-Long Island; Top Performer, The Oregon Gardener; Top Performer, University of Guelph; Top Performer, University of Laval; Top Performer, Les Exceptionnelles

Growing Tips for SUPERBELLS®

- Treat with preventive broad spectrum fungicidal drench one week after transplant.
- It is strongly suggested that growers use caution when using Medallion® or any other fungicide with the active ingredient fludioxonil due to potential leaf spotting on calibrachoa.
- Requires high light in production.
- 150-200 ppm fertilizer for optimal growth.
- Keep pH between 5.5 and 5.8.
- Yellow tips are often an indicator of high pH.
- Blue has a tendency to stretch under low light conditions.
- Use PGRs with caution on all Calibrachoa.
- Cold is a good natural growth regulator.
- More vigorous varieties like Lemon Slice and Pomegranate Punch may need additional early pinch or PGR treatment in low light environments.
- In growing group AA (see page 132).

Notes: For all sizes of containers, pinch the liner 1–2 weeks after transplant; for containers larger than 6" and for hanging baskets, trim around the edge of the container as needed prior to spacing or hanging of the baskets. 5-10 ppm Sumagic® or a B-Nine®/Cycocel (2500/750) tank mix is effective. Use 500 ppm Florel® or 1-3 ppm Bonzi® drench on baskets and larger containers to promote branching. Calibrachoa are sensitive to pythium, phytophthora, and thielaviopsis, but Superbells have higher levels of tolerance to these diseases. Proper pH and good sanitation practices help alleviate problems. Increased air circulation, proper water management, and good soil porosity are also critical. Scout regularly for aphids and thrips, especially in baskets.

Reduce pH in Hanging Baskets

Generally in cold, cloudy weather you want a Cal-Mag blend of fertilizer with high nitrate nitrogen, as this grows a better plant in winter conditions. Use a high ammonium nitrogen fertilizer to slowly lower media pH, but there is a catch. Under winter's low light and temperature conditions, high ammonium fertilizers can cause ammonium toxicity and cause the crop to grow too fast (meaning more PGRs will be required). Quick changes in pH usually cause additional problems. Other ways to reduce pH are to add more acid to your fertilizer injector and increase the overall acidity, but use care as you can also cause precipitation of some of the fertilizer elements if not handled properly.



SUPERBELLS® Double VINTAGE CORAL™
Calibrachoa



SUPERBELLS® Double SMITTEN PINK™
Calibrachoa

SUPERBELLS[®] *Calibrachoa*



15-30cm (6-12")



Vigor: 2

Superbells[®] Classic



SUPERBELLS[®] Blue
Calibrachoa ^{WNCALSBBL24} USPPAF CanPBRAF



SUPERBELLS[®] Cherry Red
Calibrachoa ^{USCAL23101} USPP27010 Can6318



SUPERBELLS[®] Coralina
Calibrachoa ^{INCALMIABE} USPP28036 Can6566



SUPERBELLS[®] Coral Sun
Calibrachoa ^{BBCAL99001} USPP22648 Can6647



SUPERBELLS[®] DREAMSICLE[®]
Calibrachoa ^{INCALDRSIM} USPP22917 Can6543

Top 50



SUPERBELLS[®] HOLY COW![™]
Calibrachoa ^{BBCAL85303} USPP30840 Can6290
US Utility 9313959



SUPERBELLS[®] HOLY MOLY![®]
Calibrachoa ^{USCALCHSTM} USPP28243 Can6140
US Utility 9313959



SUPERBELLS[®] HOLY SMOKES![®]
Calibrachoa ^{BBCAL85805} USPP30838 Can6291
US Utility 9313959



SUPERBELLS[®] HONEYBERRY[™]
Calibrachoa ^{BBCAL91303} USPP32690 Can6549



SUPERBELLS[®] LEMON SLICE[®]
Calibrachoa ^{USCAL5302M} USPP24353 Can4917

Top 50



SUPERBELLS[®] Miss Lilac
Calibrachoa ^{USCAL87502} USPP23230 Can4593



SUPERBELLS[®] OVER EASY[™]
Calibrachoa ^{XLECA16314} USPP293741



SUPERBELLS[®] Pink
Calibrachoa ^{WNCALSBPK24} USPPAF CanPBRAF



SUPERBELLS[®] Plum
Calibrachoa ^{BBCAL78001} USPP23972 Can6054



SUPERBELLS[®] Red
Calibrachoa ^{INCALIMRED} USPP29075 Can6772

Top 50



SUPERBELLS[®] Tropical Sunrise
Calibrachoa ^{INCALTRSUN} USPP29029

Top 50



SUPERBELLS[®] White
Calibrachoa ^{Balcal11411} USPP30200

Top 50



SUPERBELLS[®] Yellow
Calibrachoa ^{Balcal1004} USPP29528

Top 50



SUPERBELLS[®] YELLOW CHIFFON[™]
Calibrachoa ^{USCAL4021} USPP19480 Can6331

Superbells[®] Punch



SUPERBELLS[®] BLACKCURRANT PUNCH[™]
Calibrachoa ^{BBCAL81801} USPP30839 Can6288



SUPERBELLS[®] BLUE MOON PUNCH[™]
Calibrachoa



SUPERBELLS[®] GRAPE PUNCH[™]
Calibrachoa ^{JGICAL09404} USPP29760 Can5784

Top 50



SUPERBELLS[®] POMEGRANATE PUNCH[™]
Calibrachoa ^{USCAL08501} USPP24503 Can4915

Top 50



SUPERBELLS[®] STRAWBERRY PUNCH[™]
Calibrachoa ^{USCAL56205} USPP22941 Can4950

Superbells® Punch continued



SUPERBELLS® TANGERINE PUNCH™
Calibrachoa ^{BB}CAL82201^{US} ^{US}PP30785 ^{Can}6289



SUPERBELLS® WATERMELON PUNCH™
Calibrachoa ^{BB}CAL82402^{US} ^{US}PP32651 ^{Can}6572

Superbells Magic™



Top 50

SUPERBELLS MAGIC™ Pink Lemonade
Calibrachoa ^{***} ^{US}PPAF ^{Can}PBRAAF ^{US} Utility 7786342

Superbells® Star



SUPERBELLS® CARDINAL STAR™
Calibrachoa ^{US}CAL69404^{US} ^{US}PP29667 ^{Can}6055
^{US} Utility 9313959



SUPERBELLS® Cherry Star
Calibrachoa ^{US}CAL91001^{US} ^{US}PP23232 ^{Can}4594
^{US} Utility 9313959



SUPERBELLS® EVENING STAR™
Calibrachoa ^{BB}CAL87705^{US} ^{US}PP30837 ^{Can}6548
^{US} Utility 9313959



SUPERBELLS® RISING STAR™
Calibrachoa ^KLECA16006^{US} ^{US}PP29433 ^{Can}6303
^{US} Utility 9313959

Superbells® Double



SUPERBELLS® Double Amber
Calibrachoa ^KLECA20428^{Can}671
^{US} Utility 7786342



SUPERBELLS® Double Blue
Calibrachoa ^{IN}CALDOBLU^{US} ^{US}PP32649 ^{Can}PBRAAF
^{US} Utility 7786342



SUPERBELLS® Double Chiffon
Calibrachoa ^{US}CAL51505^{US} ^{US}PP30803 ^{Can}6292
^{US} Utility 7786342



SUPERBELLS® Double Orange
Calibrachoa ^KLECA20459^{Can}672
^{US} Utility 7786342



SUPERBELLS® Double REDSTONE™
Calibrachoa ^WNCALSDBLRS24^{US} ^{US}PPAF ^{Can}PBRAAF
^{US} Utility 7786342 9313959



SUPERBELLS® Double Ruby
Calibrachoa ^{US}CAL83901^{Can}4591 ^{US} Utility 7786342



SUPERBELLS® Double SMITTEN PINK™
Calibrachoa ^KLECA23454^{US} ^{US} Utility 7786342



SUPERBELLS® Double TWILIGHT™
Calibrachoa ^KLECA21509^{US} ^{US} Utility 7786342



NEW

SUPERBELLS® Double VINTAGE CORAL™
Calibrachoa ^KLECA22847^{US} ^{US} Utility 7786342



SUPERBELLS® Double White
Calibrachoa ^WNCALSDBLWH24^{US} ^{US}PPAF ^{Can}PBRAAF
^{US} Utility 7786342



SUPERBELLS® Double Yellow
Calibrachoa ^WNCALSDBLYEL23^{US} ^{US}PPAF ^{Can}PBRAAF
^{US} Utility 7786342



SUPERBELLS® Doublette LOVE SWEET™
Calibrachoa ^{US}CAL81302^{US} ^{US}PP30804 ^{Can}6293 ^{US} Utility 7786342

Superbells Photoperiod Response

An independent trial conducted in a controlled environment revealed the following timing for Superbells *Calibrachoa*. It is applicable for growers worldwide.

Photoperiod Hours 10, 11, 12, 13 (Day Neutral Response)
Superbells® Coral Sun Superbells® Evening Star™ Superbells® Holy Smokes!® Superbells® Yellow
Photoperiod Hours 11, 12, 13, 10 (Facultative Long-day Response)
Superbells® Double White Superbells® Honeyberry™ Superbells® Holy Moly!® Superbells® Lemon Slice® Superbells® Rising Star™ Superbells® White Superbells® Double Ruby
Photoperiod Hours 12, 13, 10, 11 (Facultative Long-day Response)
Superbells® Double Vintage Coral™ Superbells® Dreamsicle® Superbells® Grape Punch™ Superbells® Miss Lilac Superbells® Red Superbells® Tangerine Punch™ Superbells® Tropical Sunrise Superbells® Yellow Chiffon™ Superbells® Doublette Love Swept™ Superbells® Holy Cow!™ Superbells® Blackcurrant Punch™ Superbells® Blue Superbells® Double Amber Superbells® Double Redstone™ Superbells® Double Twilight™
Photoperiod Hours 13, 10, 11, 12 (Facultative Long-day Response)
Superbells® Cherry Star Superbells® Double Blue Superbells® Double Orange Superbells® Magic™ Pink Lemonade
Photoperiod Hours 13, 11, 12 (Obligate Long-day Response)
Superbells® Double Smitten Pink™ Superbells® Double Yellow Superbells® Pink Superbells® Blue Moon Punch™ Superbells® Pomegranate Punch™
Photoperiod Hours 13, 12 (Obligate Long-day Response)
Superbells® Double Chiffon Superbells® Over Easy™ Superbells® Plum
Photoperiod Hours 13 (Obligate Long-day Response)
Superbells® Cardinal Star™ Superbells® Cherry Red Superbells® Coralina Superbells® Strawberry Punch™ Superbells® Watermelon Punch™

Ever wonder what the top-selling Superbells are?

Here's the entire list ranked in order by Canadian propagator liner sales.

- Superbells® Yellow
- Superbells® Grape Punch™
- Superbells® Dreamsicle®
- Superbells® Lemon Slice®
- Superbells® White
- Superbells Magic™ Pink Lemonade
- Superbells® Tropical Sunrise
- Superbells® Pomegranate Punch™
- Superbells® Red
- Superbells® Blackcurrant Punch™
- Superbells® Coral Sun
- Superbells® Double Amber
- Superbells® Pink
- Superbells® Tangerine Punch™
- Superbells® Double Vintage Coral™
- Superbells® Coralina
- Superbells® Yellow Chiffon™
- Superbells® Evening Star™
- Superbells® Holy Smokes!®
- Superbells® Doublette Love Swept™
- Superbells® Honeyberry™
- Superbells® Blue
- Superbells® Blue Moon Punch™
- Superbells® Double Redstone™
- Superbells® Watermelon Punch™
- Superbells® Double Ruby
- Superbells® Over Easy™
- Superbells® Holy Cow!™
- Superbells® Holy Moly!®
- Superbells® Double Orange
- Superbells® Double Yellow
- Superbells® Cherry Red
- Superbells® Strawberry Punch™
- Superbells® Double White
- Superbells® Plum
- Superbells® Cherry Star
- Superbells® Double Chiffon
- Superbells® Double Twilight™
- Superbells® Double Smitten Pink™
- Superbells® Double Blue
- Superbells® Cardinal Star™
- Superbells® Miss Lilac
- Superbells® Rising Star™

TOUCAN® *Canna x generalis*



76-122cm (30-48")



Vigor: 4

These cannas are fast, vigorous, highly disease resistant and as easy to grow as petunias in greenhouse production. Recommend them as bold-foliage, flowering thrillers for large containers or for mass plantings in landscapes. Sell early in 4.25 Grande™ containers and in 1.0 Royale™ or larger containers through summer.

Growing Tips for TOUCAN®

- Warmth and moisture are essential to growing high quality Cannas. Temperatures should not drop below 60-65° F; chilling injury may delay the crop.
- Do not use irrigation frequency to control plant size. Crop can be run slightly dry but drying to wilt stage will cause leaf burn and drop. Good water management practices are critical to healthy growth.
- To maximize growth, use a fertilizer with a complete micronutrient mix; these Cannas grow fast and use a lot of food. 200-300ppm is the optimum rate.

- Watch for spider mites, especially if plants are not actively growing.
- Plants will normally flower in 7-10 weeks at optimal temperatures.
- In growing group DE (see page 132).





Notes: While the Toucan® series can be grown in 4.5" and quart containers, we recommend the 1.0 Royale™ or 1 gallon size container as optimum for ease in production and sales. A drench of 1-4 ppm paclobutrazol can be used to help hold a crop or if control of growth is desired. Check manufacturers' labels for approved rates and usage recommendations.

AWARD WINNERS – TOUCAN® *Canna*

236 Awards including: Top Performer, Longwood Gardens; Excellent Rating, University Laval; Excellent Warm Season, Disney; Top Performer, University of Guelph; Perfect Score All Season, Ohio State



SEÑORITA *Cleome*

LANDSCAPE  61-122cm (24-48")    Vigor: 4

Growers and gardeners have grown to love the Proven Winners line of thornless, seedless, odorless, non-sticky cleomes. They exhibit excellent heat, humidity and drought tolerance, bloom spring through fall and have minimal oedema issues. Grow in Royale™ containers for best display.

Growing Tips for *Cleome*

- 200-300 ppm fertilizer for optimal growth.
- Take care not to overwater.
- Pinch once, two weeks after liner planting. A second pinch may be necessary for large containers.
- PGRs should not be necessary.
- These varieties should NOT have oedema problems.
- In growing group BB (see page 132).

Notes: Treat with preventative broad spectrum fungicidal drench one week after transplant. Scout crops regularly (at least once a week) for disease development. Good air circulation, control of humidity, and good sanitation practices are critical. Good water management practices are critical to healthy plant growth.

AWARD WINNER – SEÑORITA *Cleome*

245 Awards including: Outstanding Rating, Disney Trials; Top Performer, Colorado State University; Top Performer, Michigan State University; Top Performer, Texas A&M; Top Performer, Oregon State University; Leader of the Pack, North Carolina State University



SEÑORITA ROSALITA®
Cleome™^{INCLESBIMP} USPP19733 Can3290



SEÑORITA BLANCA®
Cleome™^{INCLESBIMP} USPP27011 Can5504

FLAMBÉ® Yellow

Chrysocephalum apiculatum

LANDSCAPE  20-36cm (8-14") Vigor: 2

The unique blooms of this plant are truly enchanting, with small sprays of tiny spherical flower heads that appear in clusters in the spring and summer. An exceptionally adaptable plant, this sun lover has a spreading habit and is drought tolerant and easy to grow.

Growing Tips for FLAMBÉ®

- Requires high light in production.
- 150-200 ppm fertilizer for optimal growth.
- Pinch once, two weeks after liner planting. May be cut back if desired.
- B-9 at 2500 ppm can help to control stretch under low light.
- In growing group BC (see page 132).

Notes: Watch for aphids, leaf miners, and white flies. Can be susceptible to crown and stem rots if grown in cool, damp conditions. Maintain good air movement.

AWARD WINNER – FLAMBÉ® *Chrysocephalum*

30 Awards including: Excellent Rating, Massachusetts Horticultural Society; Excellent Rating, Boerner Botanical Garden, Milwaukee, Wisconsin; Best of Breed, North Carolina State



FLAMBÉ® Yellow
Chrysocephalum apiculatum™^{Flechryel} USPP19175 Can3280

COLORBLAZE® *Coleus scutellarioides*



With vibrant color and seasonlong performance, the ColorBlaze collection of coleus is a must-have for your spring lineup. These foliage plants are bold, versatile, easy to grow, and extremely popular with gardeners. All are late-flowering varieties that hold their form throughout the season. They are tolerant of varying light conditions and are among the fastest-selling plants in any program.

Note: *Coleus scutellarioides* was formerly known as *Plectranthus*.

COLORBLAZE® MINI ME™ Chartreuse

Coleus scutellarioides *** USPPAF

Building on the popularity of ColorBlaze® Mini Me™ Watermelon, this chartreuse, feathery textured coleus forms a dwarf, compact clump with no pinching or PGRs needed to achieve dense branching. Small yet mighty, it has proven to have excellent vigor, shows resistance to downy mildew, and shines in both sun and shade. It presents beautifully in Grande™ and monoculture containers. New this year.

Growing Tips for COLORBLAZE®

- Establish in a warm environment. Plants subject to chilling may be stunted.
- 150-200 ppm fertilizer for optimal growth.
- One to two pinches can be used to increase branching and for shaping. For small container sizes, this may not be necessary; larger containers will probably require pinching. Florel® can increase branching and reduce flowering. Cycocel/B-9 tank mix or Sumagic® spray at 3-5 ppm will help control growth if needed.
- In growing group BC (see page 132).

AWARD WINNER – COLORBLAZE® Coleus

958 Awards including: Top Performer, Ohio State; Leader of the Pack, North Carolina State; Top Performer, Kansas State; Top Performer, Oregon State University; Top Performer Sun and Shade, Texas A&M



COLORBLAZE® MINI ME™ Chartreuse
Coleus scutellarioides *** USPPAF

30-51cm (12-20") Vigor: 2



COLORBLAZE® MINI ME™ Watermelon
Coleus scutellarioides

30-51cm (12-20") Vigor: 2

COLORBLAZE® *Coleus scutellarioides*



COLORBLAZE® WICKED HOT®
Coleus scutellarioides

61-102cm (24-40") Vigor: 4



COLORBLAZE® WICKED WITCH™
Coleus scutellarioides

61-102cm (24-40")
Vigor: 4



**Collection
Top Seller**

COLORBLAZE® GOLDEN DREAMS™
Coleus scutellarioides

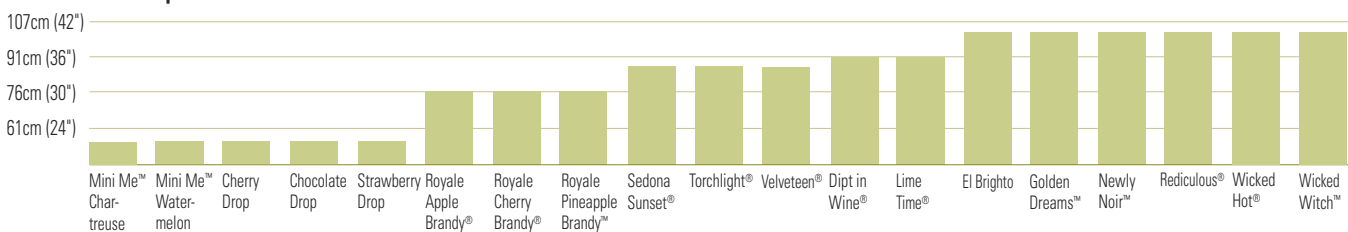
61-102cm (24-40") Vigor: 4



COLORBLAZE® TORCHLIGHT®
Coleus scutellarioides

61-86cm (24-34") Vigor: 4

COLORBLAZE Comparison Chart





COLORBLAZE® NEWLY NOIR™
Coleus scutellarioides 'G18152' USPP34111 Can6960
61-102cm (24-40") Vigor: 4



Collection Top Seller

COLORBLAZE® El Brichto
Coleus scutellarioides
61-102cm (24-40") Vigor: 4



Collection Top Seller

COLORBLAZE® LIME TIME®
Coleus scutellarioides 'UF12-30-6' USPP27140
51-91cm (20-36") Vigor: 3



Collection Top Seller

COLORBLAZE® REDICULOUS®
Coleus scutellarioides
61-102cm (24-40") Vigor: 4

COLORBLAZE® *Coleus scutellarioides*



COLORBLAZE® Dipt in Wine
Coleus scutellarioides

51-91cm (20-36") Vigor: 4



COLORBLAZE® VELVETEEN®
Coleus scutellarioides

61-86cm (24-34") Vigor: 3



COLORBLAZE® SEDONA SUNSET®
Coleus scutellarioides 'UF16-1-20' USPP200686

61-86cm (24-34") Vigor: 4

COLORBLAZE® Royale

Coleus scutellarioides



For a tidier look in combinations and smaller containers, choose the more compact, tightly branched ColorBlaze Royale varieties.

COLORBLAZE® Drop

Coleus scutellarioides



These trailing varieties form a wide spreading mound of small, scalloped leaves. They are an excellent component for container recipes when paired with other vigorous plants; also makes a colorful small-scale groundcover.



'Coffee Cups' and HEART OF THE JUNGLE® *Colocasia esculenta*

LANDSCAPE    91-152cm (36-60") Vigor: 3

As tropicals continue to trend hot in the retail market, there's never been a better time to expand your offering of fantastic foliage plants. Our *Colocasias* make dynamic thrillers in large container recipes and are equally spectacular in the landscape. Given their huge umbrella-like leaves, they appreciate some protection from high winds.

'Coffee Cups' *Colocasia esculenta*

This instantly recognizable variety bears dramatically cupped, mostly upward-facing, olive green leaves with mocha accents. Clump-forming selection.

HEART OF THE JUNGLE® *Colocasia esculenta*

This huge heart-leafed, dark green, black stemmed cultivar forms a large mass that can spread by rhizomes where it is hardy. Fantastic when planted pond side.

AWARD WINNER – 'Coffee Cups' *Colocasia*

26 awards including: Perfect Score, Michigan State University; Top Performer, NC State; Perfect Score, University of Tennessee

Growing Tips for *Colocasia*

- Prefers medium to high light conditions.
- Feed with 150-200ppm N.
- Warm temperatures are needed in production and for garden performance.
- Chlorotic tips can be an indicator of chill damage.
- In growing group BC (see page 132).

Notes: Scout regularly for spider mites, especially if greenhouses are very cool and air circulation is limited. Consider a preventative Kontos® drench application 2 weeks after transplant or start a biological control program. Careful reduction of production temperatures is a good natural growth regulator. Spench or drench application of +1 ppm Sumagic® can also be used to control stretch; may need more than one application under low light or crowded conditions.

AWARD WINNER – HEART OF THE JUNGLE® *Colocasia*

31 awards including: Perfect Score, Oregon State University; Best of Species, Penn State; Top Performer, NC State



'Coffee Cups'
Colocasia esculenta

HEART OF THE JUNGLE®
Colocasia esculenta

TOTALLY TEMPTED™ *Cuphea procumbens*



20-41cm (8-16")



Vigor: 3

Expanding our list of heat tolerant annuals, these floriferous, self-cleaning *Cuphea* cultivars flourish in both arid and humid climates. Their vibrant blooms are a reliable magnet for pollinators all season and will draw the consumer's eye on retail benches. Growers will appreciate the tighter branched habit and oedema resistance of these refined cultivars. Be sure to include them in both your spring and summer production schedules to keep a steady supply available.

TOTALLY TEMPTED™ FROSTED VIOLETS™ *Cuphea procumbens*
Bicolor violet purple blooms with blush pink edges. New this year.

TOTALLY TEMPTED™ RICHLY RED™ *Cuphea procumbens*
Rich red blooms with a deep purple center. New this year.

TOTALLY TEMPTED™ VIVID VIOLET™ *Cuphea procumbens*
Bitone violet purple blooms with rich violet edges. New this year.

TOTALLY TEMPTED™ WATERMELON WINE™ *Cuphea procumbens*
Watermelon red blooms. New this year.

Growing Tips for TOTALLY TEMPTED™

- *Cuphea* is very vigorous and temperature sensitive.
- *Cuphea* is sensitive to ethylene and will suffer adverse effects during shipping unless proper precautions are taken.
- Facultative short day plants.
- Feed with 100-175 ppm N.
- In growing group CB (see page 132).

Notes: A PGR regime is needed and very effective for these plants. When grown at 68-72° F, a single drench of 1ppm paclobutrazol (Bonzi®) two weeks after liner transplant is effective. Plants grown above 73° F may need higher PGR rates or additional applications. When grown at 75° F, increase the paclobutrazol rate to 2ppm applied two weeks post-transplant. Growing plants cool can reduce the PGR needs. No pinch is required; if you do pinch, additional PGR applications may be needed. Growers should be aware that aphids, thrips and whitefly can be problematic for all *Cuphea*, and appropriate controls should be taken to manage them.



NEW

NEW

TOTALLY TEMPTED™
RICHLY RED™
Cuphea procumbens



NEW

TOTALLY TEMPTED™
VIVID VIOLET™
Cuphea procumbens

TOTALLY TEMPTED™
WATERMELON WINE™
Cuphea procumbens



NEW

TOTALLY TEMPTED™
FROSTED VIOLETS™
Cuphea procumbens

VERMILLIONAIRE® *Cuphea*

LANDSCAPE   46-71cm (18-28")  Vigor: 3

Vermillionaire is an absolute hummingbird magnet. It's extremely heat and humidity tolerant and is very low maintenance. Though it's drought tolerant, it can also tolerate higher moisture levels. Vermillionaire features a well-branched, mounding growth habit and produces deep-orange tubular flowers that cover the plant from spring through first frost. Although Vermillionaire is a cuphea, it's not prone to oedema.

Growing Tips for VERMILLIONAIRE®

- 150-200 ppm N
- Drying out plant to wilt will cause leaf burn and leaf drop. Can be run a little dry but not to wilt.
- Watch for thrips, whiteflies and aphids.
- Treat with preventative broad spectrum fungicidal drench one week after transplant.
- In growing group CC (see page 132).

Notes: B-Nine® may be used at 1500-2500ppm two weeks after pinching. Bonzi® is also effective.


AWARD WINNER – VERMILLIONAIRE® *Cuphea*

83 Awards including: Top Performer, Costa Farms; Top Performer, Biltmore; Top Performer and Consumer Top 3, Colorado State University; Top Performer, Ohio State University; Top Performer, Texas A&M



VERMILLIONAIRE®
Cuphea ^{cupver}

MYSTIC ILLUSION *Dahlia*

LANDSCAPE   46-91cm (18-36")  Vigor: 3

An absolute rock star in the landscape, this easy to grow dahlia features single, clear lemon yellow flowers which really pop against the dark foliage. The plants are resistant to powdery mildew, making them easier for growers to manage with fewer inputs. Mystic Illusion is suitable for 4.25" Grande™ and 1.0 Royale™ containers as well as combinations.

Growing Tips for MYSTIC ILLUSION

- Requires high light in production.
- 150-200ppm fertilizer for optimum growth.
- Plants are rarely affected by powdery mildew outdoors.
- Most Dahlias are long day plants. Provide long days or night interruption lighting to induce blooming if finishing before the first of April.
- Good water management practices are critical to healthy plant growth.
- Good air circulation, control of humidity, and good sanitation practices are critical.
- In growing group BB (see page 132).

Notes: Do a soft pinch at 1-2 weeks after transplant if needed. Plants can be pinched to shape. Shearing growth tips encourages fuller growth. Hard pinches can stall growth. Treat with a preventative broad spectrum fungicidal drench at 1-2 weeks after transplant. Scout crops regularly (at least once a week) for disease development.

AWARD WINNER – MYSTIC Illusion *Dahlia*

38 Awards including: Best New Variety, Colorado State University; Hall of Fame, Cincinnati Zoo and Botanical Garden; Top Performer, Missouri Botanic Garden



MYSTIC Illusion
Dahlia ^{Knockout} USPP18839

VIRTUOSO™ *Dahlia variabilis*



38-46cm (15-18") 🦋 Vigor: 2

We've trialed garden dahlias for a decade or more, pulling together the very best in class to form this new series. These plants display outstanding vigor, good tolerance to powdery mildew, and large double to semi-double flowers that stand on proportional stems above the densely mounded foliage. Blooming throughout the whole season, their sales window is greatly expanded over typical dahlias, so you can keep your customers supplied for months instead of weeks.

Growing Tips for VIRTUOSO™

- Supply long day lighting during crop production prior to April 1st.
- Growing cooler than 65-70° F will lengthen the crop time.
- Feed with 100-150 ppm N.
- In growing group BB (see page 132).

Notes: Daminozide (B-Nine®) at 1500-2500 ppm applied 14-21 days after transplant will even the crop and deepen the leaf color.

VIRTUOSO™ CLASSY CARMINE™ *Dahlia variabilis* 'Baldadendre' USPPAF
Carmine red blossoms. New this year.

VIRTUOSO™ DAYGLO YELLOW™ *Dahlia variabilis*
Bright yellow blossoms. New this year.

VIRTUOSO™ PINKERIFIC™ *Dahlia variabilis* 'Baldenink' USPP29359
Soft pink blossoms. New this year.

VIRTUOSO™ RAD RAZ™ *Dahlia variabilis* 'Baldenasp' USPP33608
Deep pink blossoms. New this year.

VIRTUOSO™ VIBRANT VIOLET™
Dahlia variabilis
Violet purple blossoms.
New this year.



VIRTUOSO™
DAYGLO YELLOW™
Dahlia variabilis



VIRTUOSO™
CLASSY CARMINE™
Dahlia variabilis



VIRTUOSO™
PINKERIFIC™
Dahlia variabilis



VIRTUOSO™
RAD RAZ™
Dahlia variabilis



VIRTUOSO™
VIBRANT VIOLET™
Dahlia variabilis



DIAMOND *Euphorbia*



Among the most versatile annuals in our lineup, Diamond Euphorbias offer a range of habits for every use, from hanging baskets to edging borders or competing with the most vigorous varieties in recipes. They are exceptionally heat and drought tolerant, providing a refined texture for elegant combinations in sun and shade.

DIAMOND FROST® *Euphorbia* 'Inneuphdia' USPP17567 Can2830

Diamond Frost is like your friend who gets along with everyone she meets – it combines easily with many kinds of plants, weaving its wiry stems in and out, poking its single, airy white flowers throughout the combination. Often imitated but never equaled!

DIAMOND MOUNTAIN® *Euphorbia* *** USPPAF CanPBRAF

This super-sized Euphorbia makes magnificent hanging baskets and extra-large upright containers when combined with our most vigorous plants like Supertunia Vista® petunias. It's also spectacular in the landscape, growing similar in size to a spirea shrub.

DIAMOND SNOW® *Euphorbia* 'INCHADIACL' USPP32682 Can6494

Double, bright white flowers are produced on vigorous, densely branched plants. Its habit is just airy enough to allow its medium vigor companions to weave between its stems to form stunning container recipes.

Growing Tips for DIAMOND Euphorbia

- High light is required in production.
- 150-200 ppm fertilizer for optimal growth.
- Preventive fungicides are recommended 1 week after transplant.
- Warm and slightly dry conditions after transplanting speeds root-in and growth.
- Can have an adverse reaction to shipping in a box, but even plants that look bad will rebound in a short time.
- Severe dry down can cause foliage to drop; however, the plant will recover.
- Benefits from a light shearing 2-3 weeks after transplanting.
- In growing group BB (see page 132).

Notes: No pinch necessary, but plants can be pinched to shape. Winter flowering occurs in Sunbelt states. Very sensitive to Florel®.

AWARD WINNERS –

DIAMOND FROST® *Euphorbia*

178 Awards including: Rising Star, Dallas Arboretum; Best of the Best, University of Georgia; Superior Rating, Colorado State; Top Performer, Ohio State

DIAMOND MOUNTAIN® *Euphorbia*

39 Awards including: Top Performer, University of Guelph; Perfect Score, Oregon State University; Top Performer, Jardin Daniel A Seguin; Top 10, North Carolina State University

DIAMOND SNOW® *Euphorbia*

46 Awards including: Perfect Score All Season, University of Minnesota; Top Performer, Iowa State; Leader of the Pack, JC Raulston Arboretum



Top 5

DIAMOND FROST®
Euphorbia 'Inneuphdia' USPP17567 Can2830

30-46cm (12-18") Vigor: 3

DIAMOND SNOW®
Euphorbia 'INCHADIACL' USPP32682 Can6494

30-46cm (12-18") Vigor: 3

DIAMOND MOUNTAIN®
Euphorbia *** USPPAF CanPBRAF

61-91cm (24-36") Vigor: 4

BLUE MY MIND® *Evolvulus*



10-20cm (4-8") Vigor: 2

This popular annual is one of few that bears true blue flowers. It combines easily with any other color and performs especially well with other medium vigor, heat, humidity and drought tolerant plants. *Evolvulus* pulls through the toughest conditions with ease. Choose from two cultivars which differ only in their size.

BLUE MY MIND® *Evolvulus* 'USEV01201' USPP24447 Can4918

An improvement over 'Blue Daze', featuring larger flowers and a better branched habit. More compact than XL.

BLUE MY MIND® XL *Evolvulus* 'RMEV028301' USPP34052 Can6965

Everything you love about the original, but 30-50% larger. Ideal for mass plantings where the longer stems cover more ground, a trait that also makes it easy to use in recipes.

Growing Tips for BLUE MY MIND®

- This is a HOT season crop. Nighttime temps below 65°F (18°C) will slow growth.
- Cold, wet conditions can double the crop time and cause crop loss. Warm, slightly dry conditions after transplanting speeds rooting. Do not bring this crop in until you can provide warm growing conditions. Protect from all frost.
- High light is essential.
- 100ppm fertilizer will help to avoid high EC levels.
- Withstands drought but growth and flowering are better with consistent moisture.
- In growing group CC (see page 132).

Notes: Pinch once, two weeks after transplanting. Do not use Florel® as it can cause leaf drop and leaf curl. PGRs should not be necessary.

AWARD WINNERS – BLUE MY MIND®/ BLUE MY MIND® XL *Evolvulus*

108 Awards including: Top Performer, Texas A & M; Best of Show, University of Wisconsin; Top Performer, Massachusetts Horticulture Society at Elm Banks; Top Performer In-Ground and Containers, Kansas State University; Top Performer, University of Laval





BLUE MY MIND® XL
Evolvulus 'RMEV028301' USPP34052 Can6965
Spread: 30-51cm (12-20")



BLUE MY MIND®
Evolvulus 'USEV01201' USPP24447 Can4918
Spread: 20-41cm (8-16")

STRATOSPHERE™ and KARALEE® *Gaura lindheimeri*

LANDSCAPE  30-61cm (12-24") Zones 6-11  Vigor: 3

Lovely in landscapes or as thrillers in combination containers, gauras add height, wispy texture, and movement to the design. Their graceful stems bear non-stop blooms through the heat of summer.

Growing Tips for KARALEE® and STRATOSPHERE™

- Requires high light in production.
- 200 ppm fertilizer for optimal growth.
- In response to cool temperatures, spots can appear on gaura foliage during normal production. This is a physiological response – not a viral infection.
- In growing group AB (see page 132).

Notes: Pinch once, two weeks after liner planting. Growth regulation not needed. Winter flowering occurs in Sunbelt states.

AWARD WINNERS – STRATOSPHERE™ and KARALEE® *Gaura*
19 Awards including: Top Performer, Penn State; Arboretum Approved, Dallas Arboretum; Perfect Score All Season, Michigan State University



STRATOSPHERE™ Pink Picotee
Gaura lindheimeri 'Gaudpin' USPP18237 Can3031



KARALEE® Petite Pink
Gaura lindheimeri 'DGAUR137' USPP30562 Can6076



STRATOSPHERE™ White
Gaura lindheimeri 'Gaudalwhi' USPP16565

TRUFFULA™ Pink *Gomphrena pulchella*

LANDSCAPE   56-71cm (22-28")  Vigor: 4

This vegetative *Gomphrena* has a tidier appearance than most, retaining its bushy shape without splitting when in full bloom. It thrives in heat and humidity and is drought tolerant once rooted in. Pollinators flock to its hot pink, cotton ball-shaped blooms from spring into fall. Makes an excellent cut and dried flower. Pair it with other high vigor varieties or grow it as a specimen in large containers and landscapes.

Growing Tips for TRUFFULA™ Pink

- High light and good air circulation are essential to producing a quality crop.
- Long days are required for peak blooming.
- 150-200ppm fertilizer for optimal growth.
- Grow in 4.25 Grande™ and 1.0 Royale™ containers, monocultures or in combination with other high vigor varieties.
- In growing group BC (see page 132).

Notes: Pinch 1–2 weeks after transplant. A second pinch may be needed when growing plants in larger containers. Paclobutrazol applied at 1-3 ppm as a drench can help shape or hold the crop, but go slowly and learn how the crop performs in your greenhouse.

AWARD WINNER – TRUFFULA™ Pink *Gomphrena*

125 Awards including: Top Performer, University of Guelph; Top Performer, Jardin Daniel A Seguin; Top Performer, Les Exceptionelles; Top Performer, University of Guelph



Above: TRUFFULA™ Pink *Gomphrena* and SUPERBENA® Red *Verbena*



TRUFFULA™ Pink
Gomphrena pulchella PAST0517E USPP31728 Can6276


Annual GRACEFUL GRASSES®

Don't miss these essential component plants for your premium container recipes! Our Graceful Grasses collection features a broad assortment of festive grasses and grasslike plants of all sizes, from the waterfall spiller of fiber optic grass to the towering Vertigo fountain grass and every size in between.


Cultural Information for GRACEFUL GRASSES®

For cultural information on each of the Graceful Grasses, go to www.provenwinners.com, click on Professionals, then under the Growers section click Cultural Information. There, you can search for specific culture information on Graceful Grasses.





GRACEFUL GRASSES®
'Curly Wurlly' *Juncus effusus*
LANDSCAPE  30-46cm (12-18") Vigor: 2
In growing group BB (see page 132).

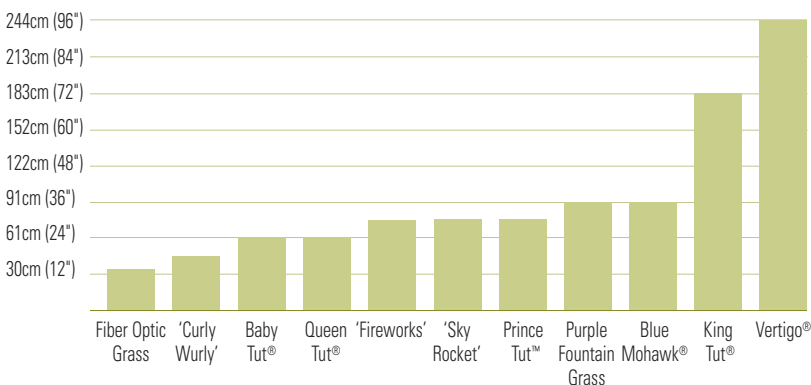


GRACEFUL GRASSES®
BLUE MOHAWK® *Juncus inflexus*
LANDSCAPE  61-91cm (24-36") Vigor: 2
In growing group BB (see page 132).



GRACEFUL GRASSES®
Fiber Optic Grass *Isolepis cernua*
  25-36cm (10-14") Vigor: 2
In growing group CB (see page 132).

Graceful Grasses by mature height



AWARD WINNERS – GRACEFUL GRASSES®

490 Awards including: Excellent Rating, Massachusetts Horticultural Society; Leader of the Pack, North Carolina State; Top Performer, Michigan State; Top Performer, Texas A&M; Top Performer, Colorado State University



Top 50

GRACEFUL GRASSES® Purple Fountain Grass
Pennisetum setaceum 'Rubrum'

LANDSCAPE   76-91cm (30-36") Vigor: 3
In growing group CB (see page 132).



76-91cm (30-36") Vigor: 3

In growing group CB (see page 132).



122-244cm (48-96") Vigor: 4

In growing group BB (see page 132).



61-76cm (24-30") Vigor: 3

In growing group CB (see page 132).



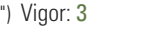
61-76cm (24-30") Vigor: 3

In growing group CB (see page 132).



61-76cm (24-30") Vigor: 3

In growing group CB (see page 132).



61-76cm (24-30") Vigor: 3

In growing group CB (see page 132).





61-76cm (24-30") Vigor: 3

In growing group CB (see page 132).



GRACEFUL GRASSES®
VERTIGO® *Pennisetum purpureum* 'Titi' 8' USPP22254

LANDSCAPE   122-244cm (48-96") Vigor: 4
In growing group BB (see page 132).



122-244cm (48-96") Vigor: 4

In growing group BB (see page 132).



61-76cm (24-30") Vigor: 3

In growing group CB (see page 132).



61-76cm (24-30") Vigor: 3

In growing group CB (see page 132).




61-76cm (24-30") Vigor: 3

In growing group CB (see page 132).



61-76cm (24-30") Vigor: 3

In growing group CB (see page 132).



61-76cm (24-30") Vigor: 3

In growing group CB (see page 132).



GRACEFUL GRASSES®
'Fireworks' *Pennisetum* 'Rubrum' USPP18504

LANDSCAPE   61-76cm (24-30") Vigor: 3
In growing group CB (see page 132).



61-76cm (24-30") Vigor: 3

In growing group CB (see page 132).



61-76cm (24-30") Vigor: 3

In growing group CB (see page 132).

61-76cm (24-30") Vigor: 3

In growing group CB (see page 132).



GRACEFUL GRASSES®
'Sky Rocket' *Pennisetum* USPP21457

LANDSCAPE   61-76cm (24-30") Vigor: 3
In growing group CB (see page 132).



61-76cm (24-30") Vigor: 3

In growing group CB (see page 132).

61-76cm (24-30") Vigor: 3

In growing group CB (see page 132).

Annual GRACEFUL GRASSES®

continued



Top 5

GRACEFUL GRASSES®
PRINCE TUT™ *Cyperus papyrus*

LANDSCAPE    46-76cm (18-30") Vigor: 4
In growing group BC (see page 132).



Top 50

GRACEFUL GRASSES®
KING TUT® *Cyperus papyrus*

LANDSCAPE    122-183cm (48-72") Vigor: 4
In growing group BC (see page 132).




GRACEFUL GRASSES®
QUEEN TUT™ *Cyperus prolifer*

LANDSCAPE    46-61cm (18-24") Vigor: 3
In growing group BC (see page 132).



GRACEFUL GRASSES® BABY TUT®
Cyperus involucratus

LANDSCAPE    46-61cm (18-24") Vigor: 4
In growing group BC (see page 132).

AUGUSTA™ Lavender and AROMAGICA™ Purple *Heliotropium*

If you've shied away from growing heliotrope in the past due to poor performance in production and in the garden, it's time to take another look. Our trial managers and growers have all been impressed with these two vastly improved cultivars. Now, heliotrope can run head to head with all of your premium Proven Winners annuals. Both selections offer unique advantages over older cultivars and have multiple applications in containers and landscapes.

AUGUSTA™ Lavender *Heliotropium* ^{'WNHPAULAV' USPP34004 CanPBRAF}

We've been incredibly impressed with this revolutionary heliotrope that gives a classic genus a total reboot thanks to more advanced breeding. Versatile in applications from containers to landscapes, it has proven to be impressively vigorous, upright and densely branched. Selected for its outstanding garden performance through hot, humid conditions, it has performed well for growers in the North and South.

AROMAGICA™ Purple

Heliotropium arborescens ^{'INHELAROPU' USPPAF CanPBRAF}

Two key improvements make this remarkable heliotrope worth producing: incredible summer garden performance and a well-branched, layered habit. While others can look tired and sparse by midseason, this new cultivar remains full and covered in large, fragrant, purple blossoms that have the most saturated color when grown in high light. New this year.

Growing Tips for AUGUSTA™ Lavender and AROMAGICA™ Purple

- Bright, warm growing conditions speed this crop along.
- Avoid wet soil and moisture on the foliage in low light and cool environments.
- 150-200ppm fertilizer
- Chlorotic foliage is often an indicator that the soil is too wet. Grow in well-drained, well-aerated soil for best rooting.
- In growing group BC (see page 132).

Notes: Pinch the liner 1-2 weeks after transplant; for pots larger than 6" and for hanging baskets, make a second soft pinch and trim around the edge of the container just prior to hanging. Treat with a preventative broad spectrum fungicidal drench two weeks after transplant. 5-10 ppm Sumagic® or B-Nine® at 2500ppm is effective at controlling growth. Scout regularly for aphids and whitefly which can be problematic.

AWARD WINNER – AUGUSTA™ Lavender

44 Awards including: Perfect Score, Oregon State University; Perfect Score, Ohio State University; Best of Breed, NC State; Perfect Score, Texas Tech University



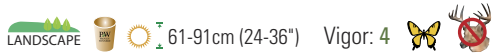
AUGUSTA™ Lavender
Heliotropium ^{'WNHPAULAV' USPP34004 CanPBRAF}

LANDSCAPE    30-61cm (12-24")   Vigor: 3

AROMAGICA™ Purple
Heliotropium arborescens ^{'INHELAROPU' USPPAF CanPBRAF}

LANDSCAPE    46-76cm (18-30")    Vigor: 3

SUNCRECIBLE® *Helianthus*



These multiflora sunflowers check all the boxes of what today's consumers are looking for: easy and fun to grow, long blooming with little care, supports pollinating bees and butterflies, and deer resistant. Well-branched plants carry a multitude of blossoms that can be harvested for an extraordinary 16-18 weeks. Suncredible Yellow has demonstrated strong resistance to powdery mildew, allowing for easy production and extending its garden performance through the entire growing season.

AWARD WINNERS – SUNCRECIBLE® *Helianthus*

176 Awards including: Best of the Best, University of Georgia; Top Performer, Michigan State University; Perfect Score All Season, Oregon State University; Top Performer, University of Guelph; Top Performer, University of Laval; Top Performer, Les Exceptionnelles

Growing Tips for SUNCRECIBLE®

- Moderate to high light levels in production.
- Feed with 150-200ppm N
- Good air circulation, control of humidity and good sanitation practices are critical to producing healthy plants.
- Do not withhold moisture to control height; wilting will stunt the crop.
- Suncredible Yellow is a long day beneficial/facultative short day plant. Suncredible Saturn is long day beneficial.
- Treat with a preventative broad spectrum fungicidal drench at 1-2 weeks after transplant.
- In growing group BA (see page 132).

Notes: A hard pinch is required to improve branching and control vigor. For 8 flowering branches, wait until 6-7 nodes develop on the stem, then pinch the shoot tips leaving 4 nodes/8 leaves. For 4 flowering branches, pinch to 2 nodes/4 leaves. Repeated applications of lower level PGRs is better than using high rates less frequently. Drench with 2-3ppm Bonzi® or a tank mix of 5000ppm B-Nine® and 1000ppm Cycocel® 1-2 weeks after pinching. Repeat a 2-3ppm Bonzi drench at first sign of visible buds, then drench again with 2ppm Bonzi when the flowers are starting to crack their color to hold for finishing. Southern growers will need to use slightly higher PGR rates; add 1-2ppm to these rates.



SUNCRECIBLE® SATURN™
Helianthus *** USPP/AF Can/PBRA/AF
US Utility Patent Applied For

SUNCRECIBLE® Yellow
Helianthus 'SUR67-1' USPP/AF 1819 Can/PBRA/AF
US Utility Patent Applied For

HIPPO® *Hypoestes phyllostachya*



41-56cm (16-22") Vigor: 2

Hypoestes got a makeover! This series of super-sized, vegetative varieties does what Snow Princess did to seed alyssum. They're big, bushy, and won't bolt into flower soon after planting since they were selected against flowering and seed set. Use them like you would a coleus, providing seasonlong color in combination containers and landscapes in part sun or shade. This is one versatile plant you can easily recommend to every gardener.

AWARD WINNERS – HIPPO® *Hypoestes*

144 Awards including: Top Performer, University of Guelph; Excellent Rating, University Laval; Perfect Score All Season, Michigan State University; Consumer Favorite, Ohio State; Best of Breed, NC State

Growing Tips for HIPPO®

- Prefers warmer production temperatures; avoid chilling.
- 150-200 ppm fertilizer for optimal growth.
- Do not use irrigation frequency to control plant size. Can be run a little dry, but drying to the point of wilt will cause leaf burn and drop.
- Adapts to any light level but sharp changes in light can stress plants and damage the foliage.
- In growing group CB (see page 132).

Notes: Pinch at 1-2 weeks after transplant if needed. Treat with preventative broad spectrum fungicidal drench 1-2 weeks after transplant. B-Nine may be used at 1500-2500ppm two weeks after transplant. Bonzi is also effective. Check manufacturer labels for approved rates and usage recommendations.



HIPPO® White *Hypoestes phyllostachya* 'G15180' USPP30505 Can6536

Collection Top Seller

HIPPO® Red *Hypoestes phyllostachya* 'G14158' USPP32914 CanPBRAF

HIPPO® Rose *Hypoestes phyllostachya* 'G14160' USPP29842 Can6131

ROCKAPULCO® *Impatiens walleriana* 🌱 ☀️ 📏 25-51cm (10-20") Vigor: 2

Rockapulco varieties feature unbeatable performance, plus the biggest, brightest, and most abundant flowers you'll find in double impatiens. Rockapulco varieties have excellent branching, uniformity, and a full range of color options, making them an ideal choice for premium containers.

ROCKAPULCO® Appleblossom Improved *Impatiens walleriana* ^{'Balglimapp'} US10285362 US11166424

Expect to see improved container and garden performance with this upgraded selection. Soft pink, rose-like, self-cleaning blossoms appear prolifically all season atop the well-branched, mounded foliage. Pairs beautifully with other pastels in container recipes. Improved this year.

ROCKAPULCO® Red Improved *Impatiens walleriana* ^{'Balglimbred'} US10285362 US11166424

Fiery red, rose-like, self-cleaning blossoms appear prolifically from spring to frost atop the well-branched, mounded foliage of this improved selection. Its vivid red tones are outstanding when paired with dark or jewel-toned companions in recipes. Improved this year.

ROCKAPULCO® Rose Improved *Impatiens walleriana* ^{'Balglimotin'} US10285362 US11166424

Easy to pair with nearly any other color in recipes, this outstanding, prolific double impatiens produces bright rosy pink, rose-like, self-cleaning blossoms all season. Well-branched, mounded foliage presents well in containers for retail presentation. Improved this year.

Growing Tips for ROCKAPULCO®

- 100-150 ppm fertilizer for optimal growth.
- Requires moderate light intensity for optimal growth. Reduce light intensity when temperatures are high to prevent flower and leaf burning as well as bud drop.
- Apply Bonzi® (3-10 ppm) once or twice to control growth. Higher rates may be necessary in Southern production areas.
- Moderate drying of media will enhance flowering and control stretch. Too much drying can cause leaf scorch under high light.
- Leach periodically to keep salt levels in container low.
- In growing group BB (see page 132).

Notes: No pinching needed. Watch for thrips.

AWARD WINNERS – ROCKAPULCO® *Impatiens*

83 Awards including: Leader of the Pack, North Carolina State; Prairie Star, Kansas State; Top Performer, Smithsonian



ROCKAPULCO® Red Improved
Impatiens walleriana ^{'Balglimbred'} US10285362, US11166424



ROCKAPULCO® Rose Improved
Impatiens walleriana ^{'Balglimotin'} US10285362, US11166424





ROCKAPULCO® Appleblossom Improved
Impatiens walleriana ^{'Balglimapp'} US10285362, US11166424



ROCKAPULCO® Wisteria
Impatiens walleriana ^{'Balfiestarp'}

BETH'S BLUE® *Isotoma axillaris*

LANDSCAPE   25-36cm (10-14") Vigor: 2

This outstanding heat tolerant annual has long been popular for its unique star-shaped, blue lavender flowers and its interesting texture for containers and landscapes. Once vernalized, it puts on an airy show of blooms all season until frost.

Growing Tips for BETH'S BLUE®

- Flowers heaviest when grown cool (45-55°F). Growing cooler will bulk up the plants and increase flower formation, however it will also increase production time.
- Beth's Blue liners must be vernalized for optimal spring production.
- Great for growing in cold greenhouses where blooming begins to peak when temperatures warm up.
- Display and sell in cool greenhouse areas or grow outside if possible. A great companion to other cool season crops.
- 150-200 ppm fertilizer for optimum growth.
- In growing group AB (see page 132).

Notes: Pinching is not necessary. Treat with a preventative broad spectrum fungicidal drench at 1-2 weeks after transplant. Scout crops regularly (at least once a week) for disease development. Water early in the day so foliage is dry by nightfall to decrease likelihood of disease.

AWARD WINNER – BETH'S BLUE® *Isotoma*

18 Awards including: Best Performer, Dallas Arboretum; Best of Breed, JC Raulston Arboretum



Collection
Top Seller

ROCKAPULCO®
Coral Reef *Impatiens*
walleriana ^{Balcoree} USPP22952



Collection
Top Seller

ROCKAPULCO® Purple *Impatiens*
walleriana ^{BALFIEPRIM} USPP18867 Can3361



ROCKAPULCO® Tropical
Shades *Impatiens*
walleriana ^{Balfiecoran} USPP31904 Can6483



ROCKAPULCO® White
Impatiens walleriana ^{BFP-781Z}



BETH'S BLUE®
Isotoma axillaris

SWEET CAROLINE UPSIDE™ *Ipomoea batatas* .91-1.83m (3-6') Vigor: 4

Climbing Ipomoea began as novel invention in the industry and has since been greatly improved. Our Upside varieties exhibit the best branching and habit of any in our trials, filling trellises fully with a robust mass of attractively dissected foliage. We recommend selling them in 1.0 Royale™ containers with a trellis for best display at retail and using them as a dramatic thriller in premium hanging basket recipes. These are consumer-friendly, low maintenance vines that thrive with little maintenance in full sun to part sun.

Sweet Caroline UPSIDE™ Black Coffee

Ipomoea batatas 'NCORNSP-029SCBC' USPP35148 CanPBRAF

Deep burgundy purple, dissected leaves are similar in shape to Sweet Caroline Raven™, growing quickly to form a robust twining or trailing mass.

Sweet Caroline UPSIDE™ Key Lime

Ipomoea batatas 'NCORNSP-028SCKL' USPP35702 CanPBRAF

Bright chartreuse foliage similar in shape to 'Sweet Caroline Light Green' scrambles quickly up trellises or hanging basket wires and trails several feet long.

AWARD WINNERS – Sweet Caroline UPSIDE™ *Ipomoea*

80 Awards including: Best in Show, University of TN-Jackson; Perfect Score, Texas Tech; Perfect Score, Iowa State University

Growing Tips for Sweet Caroline UPSIDE™

- Upright climber; supports or trellis will help this crop grow in the right direction.
- 150-200 ppm N
- This crop loves the heat and humidity. For the fastest crops, keep production temperatures over 70°F and keep fertility levels fairly high.
- Good air circulation, control of humidity, and good sanitation practices are critical.
- Good water management practices are critical to healthy plant growth.
- In growing group CC (see page 132).

Notes: Treat with a preventative broad spectrum fungicidal drench 1-2 weeks after transplant. Scout crops regularly (at least once a week) for disease development. Scout for aphids, thrips and spider mites.



Trellis available for co-ex and injection containers produced by HC/Dillen.



Sweet Caroline UPSIDE™ Key Lime
Ipomoea 'NCORNSP-028SCKL' USPP35702 CanPBRAF



Sweet Caroline UPSIDE™ Black Coffee
Ipomoea 'NCORNSP-029SCBC' USPP35148 CanPBRAF

SAFARI® *Jamesbrittenia* 15-30cm (6-12") Vigor: 2

Expand your options for mounded to trailing plants for hanging baskets and upright container recipes with this unique genus which is a relative of *Sutera*. It handles heat and humidity far better and delivers a stronger summer performance. In our trials, we were able to easily produce full, healthy liners with no rooting issues and had no trouble with powdery or downy mildew. Well-drained soil is important, so we recommend growing *Jamesbrittenia* in containers rather than landscapes.

AWARD WINNERS – SAFARI® *Jamesbrittenia*

35 Awards including: Top Performer, University of Guelph; Top Performer, University of Laval; Top Performer, Les Exceptionelles; Perfect Score, Oregon State University; Best of Breed, NC State

Growing Tips for SAFARI®

- Grow in high light with good air circulation. Avoid moisture settling on the foliage when light levels are low; excessive moisture can lead to Botrytis and mildews.
- Avoid overwatering, especially early in the crop cycle. Can be run a little dry but not to the point of wilt which will cause leaf burn.
- 150-200ppm fertilizer
- Cooler growing conditions and higher light quality can be used to manipulate final plant size but be mindful of disease potential if doing so.
- In growing group BB (see page 132).

Notes: Pinch the liner 1-2 weeks after transplant if needed; for pots larger than 6" and for hanging baskets, make a second soft pinch and trim around the edge of the container just prior to hanging. If required, daminozide applied at 500 ppm is effective. Treat with a preventative broad spectrum fungicidal drench 1-2 weeks after transplant. Scout regularly for aphids and whitefly which can be problematic.



SAFARI® DUSK™
Jamesbrittenia '1NJAMSAFDU' USPPAF CanPBRAF

SAFARI® Sky
Jamesbrittenia '1NJAMSASKY' USPP34114 CanPBRAF

Collection
Top Seller

SAFARI® Dawn
Jamesbrittenia '1NJAMSADAW' USPP34115 CanPBRAF

LUSCIOUS® *Lantana camara*



One of the most reliable recommendations you can make for customers looking for sun, heat and drought tolerant flowers that attract pollinators. Fragrant Luscious Lantana are rock stars in the landscape and add seasonlong color to window boxes, patio pots and hanging baskets.

Choose Luscious Royale varieties for their smaller size that fits easily into any container as a monoculture or paired with other medium vigor varieties. Choose standard Luscious varieties for full-sized, mega flower power. All our Lantanas set little to no seed and are daylength neutral.

Growing Tips for LUSCIOUS®

- 150-250 ppm fertilizer for optimal growth.
- High light in production is essential.
- Warm and slightly dry conditions after transplanting speeds root in and growth.
- Use caution with Florel®, as it can cause leaf drop and leaf curl.
- For best results, northern growers may want to order first shipments in mid-spring when temperatures and light levels rise. Cold and wet conditions can double crop time.
- In growing group CB (see page 132).

Notes: For all sizes of containers, pinch the liner 1-2 weeks after transplant; for containers larger than 6" and for hanging baskets, trim around the edge of the container as needed prior to spacing or hanging of the baskets. PGRs should not be needed. Winter flowering occurs in Sunbelt states. Luscious Marmalade may require a second pinch for shaping.

Luscious Grape is a true trailing variety. This may require an additional pinch to fill out 4-5" containers. Crop time will be about 2 weeks longer than others in the series and can be shortened by increasing the number of liners per container.

AWARD WINNERS – LUSCIOUS® *Lantana*

564 Awards including: Top Performer, Michigan State; Leader of the Pack, North Carolina State; Top Pick, Missouri Botanic Garden; Outstanding Rating, Disney Trials; Top Performer, University of Delaware; Best Overall Impression, Oregon State University; Top Performer, University of Guelph

Luscious Comparison Chart

Variety Name	Vigor	Habit	Height	In Combos
Basket Tangelow™	2	Mounded Trailing	30-66 cm (12-26")	Yes, with any
Berry Blend™	3	Mounding	51-76 cm (20-30")	Yes, with vigorous companions
Citron™	3	Mounding	51-76 cm (20-30")	Yes, with vigorous companions
Citrus Blend™	3	Mounding	51-76 cm (20-30")	Yes, with vigorous companions
Goldengate™	3	Mounding	51-76 cm (20-30")	Yes, with vigorous companions
Grape	2	Trailing	25-36 cm (10-14")	Yes, with any
Marmalade	3	Mounding	51-76 cm (20-30")	Yes, with vigorous companions
Pinkberry Blend™	3	Mounding	51-76 cm (20-30")	Yes, with vigorous companions
Royale Cosmo	2	Upright Globe	30-66 cm (12-26")	Due to habit, mix with trailing plants
Royale Lemon Tart™	2	Upright Globe	30-66 cm (12-26")	Due to habit, mix with trailing plants
Royale Piña Colada	2	Upright Globe	30-66 cm (12-26")	Due to habit, mix with trailing plants
Royale Red Zone™	2	Upright Globe	30-66 cm (12-26")	Due to habit, mix with trailing plants



LUSCIOUS® Basket TANGEGLOW™
Lantana camara *LANZ0039* USPP34218 CanPBRAF



LUSCIOUS® Royale RED ZONE™
Lantana camara *UF-1013-1* USPP33116 CanPBRAF

GOLDDUST® *Mecardonia*

LANDSCAPE   5-13cm (2-5") Vigor: 2

This true yellow mecardonia flowers 6 weeks earlier than others. GoldDust's blooms are significantly smaller but far more plentiful than other mecardonia. This beauty loves the heat.

Growing Tips for GOLDDUST®

- Requires high light in production.
- 150-200 ppm fertilizer for optimal growth.
- Proper water management is critical.
- In growing group CB (see page 132).

Notes: No pinch necessary. For hanging baskets and containers larger than 6", trim around container edge just prior to hanging.

AWARD WINNER – GOLDDUST® *Mecardonia*

58 Awards including: Excellent Rating, Disney Trials; Top Performer, University of Wisconsin; Gardener's Choice, University of Florida; Top Performer, The Oregon Garden; Top Performer, Cornell University



GOLDDUST® *Mecardonia* *USmecca8205* USPP22871 Can4383

Bluebird *Nemesia fruticans*

  25-30cm (10-12") Vigor: 2

This essential spring annual gets an upgrade this year with a much tidier, better branched habit that retains its shape while maturing through the seasons. Expect a far greater summer garden performance due to increased heat tolerance. In the Midwest and Northeast, Bluebird Improved should continue to bloom throughout the summer months. The popular blue-purple flower color and soft scent you've come to love remains, making Bluebird Improved an easy swap in cool season recipes. Improved this year.

Growing Tips for Bluebird

- Preventive fungicides are recommended one week after transplant.
- Florel® at 500 ppm is effective at increasing branching.
- Sumagic® at 5 ppm and cold temperatures are effective at controlling growth.
- Requires 150-200 ppm fertilizer for optimal growth.
- In growing group AA (see page 132).

Notes: For all sizes of containers, pinch the liner 1-2 weeks after transplant; for containers larger than 6" and for hanging baskets, trim around the edge of the container as needed prior to spacing or hanging of the baskets.



Bluebird Improved
Nemesia fruticans *Kernembird* USPPAF CanPBRAF

AROMANCE® *Nemesia fruticans*

   25-46cm (10-18") Vigor: 2

Look to our Aromance line of Nemesia to provide intense fragrance to your spring color bowls and baskets, cash 'n carry containers and early season lineup. Their large, showy flowers appear early and persist through summer thanks to greatly improved heat tolerance and an ability to handle summer rains with ease.

Growing Tips for AROMANCE®

- Provide high light levels in production.
- Feed with 150-200ppm N.
- Good water management practices are critical to healthy plant growth.
- A 500ppm application of Florel is effective at increasing branching. It can also be used to schedule flowering; flowers will appear 4 weeks after application.
- In growing group AA (see page 132).

Notes: Removing buds and flowers at transplant isn't necessary but can be beneficial. Treat with a preventative broad spectrum fungicidal drench 1-2 weeks after transplant. Pinch liners 1-2 weeks after transplant if needed. A 5ppm application of Sumagic® and cold temperatures can be used to control growth.

AWARD WINNER – AROMANCE® *Nemesia*

49 Awards including: Perfect Score All Season, Oregon State University; Best Nemesia, Penn State; Leader of the Pack, JC Raulston Arboretum



AROMANCE® Pink
Nemesia fruticans ¹INNEMAROPI¹ USPP32656 Can6544



AROMANCE® MULBERRY™
Nemesia fruticans ¹INNEMULBE¹ USPPAF CanPBRAF

SUNSATIA® *Nemesia*

   15-25cm (6-10") Vigor: 2

This is the collection that epitomizes the art and science of plant breeding. Very showy and dramatic in borders, hanging baskets, and containers. All varieties have a full, attractive habit and are ideal for early spring. Sunsatia are exceptionally cold tolerant and incredibly colorful.

Growing Tips for SUNSATIA®

- Grow these plants on the dry side.
- Preventive fungicides are recommended 1 week after transplant.
- High light is required in production.
- Air circulation, proper water management, and good soil porosity are critical.
- Use well-drained media only.
- Requires 150-200 ppm fertilizer for optimal growth.
- In growing group AA (see page 132).

Notes: For all sizes of containers, pinch the liner 1-2 weeks after transplant; for containers larger than 6" and for hanging baskets, trim around the edge of the container as needed prior to spacing or hanging of the baskets. Cold temperatures will also control growth. Sensitive to pythium, phytophthora, and thielaviopsis. Rhapsody and other copper-based fungicides are effective as a preventative application.

AWARD WINNERS – SUNSATIA® *Nemesia*

25 Awards including: Excellent Rating, Disney Trials; Consumer Top Choice, Cornell-Long Island



SUNSATIA® Lemon
Nemesia ¹Intraigoldtwo USPP23062 Can4345



SUNSATIA® Coconut
Nemesia ¹INNEMICONUT USPPAF Can/CBRA



SUNSATIA® Cranberry Red
Nemesia ¹INNEMCRARE USPP32657 Can6545



Collection
Top Seller

SUNSATIA® BLOOD ORANGE™
Nemesia ¹INNEMBLORA USPP28355 Can5506
10-14"

BRIGHT LIGHTS™ *Osteospermum*



20-30cm (8-12") Vigor: 2

Selected for their nestled branching and fuller, uniform habit that doesn't open up, these are some of the easiest *Osteospermum* to produce. Dual cold and heat tolerance results in a long sales window from spring into fall and through the winter in sunbelt states.

AWARD WINNERS – BRIGHT LIGHTS™ *Osteospermum*

97 Awards including: Top Performer, Jardin Daniel A. Seguin; Top Performer, Penn State; Top Performer, University of Guelph; Top Performer, University Laval; Visitor's Choice, Missouri Botanic Garden

Growing Tips for BRIGHT LIGHTS™

- Treat with a preventative broad spectrum fungicidal drench 1-2 weeks after transplant.
- Good air circulation, control of humidity, and good sanitation are critical to crop success.
- Cooler temperatures and high light in production are essential for spring bud set and branching.
- Use 150-200 ppm fertilizer.
- In growing group AB (see page 132).

Notes: Removing the buds and flowers at transplant isn't necessary but can be beneficial.



BRIGHT LIGHTS™ Red
Osteospermum ^{KLEOE20555} USPP32840 Can6954



BRIGHT LIGHTS™ White
Osteospermum ^{KLEOE17329} CanPBRAF



BRIGHT LIGHTS™ Double Moonglow
Osteospermum ^{KLEOE17308}
US Utility US8759646
and US9040792



BRIGHT LIGHTS™ HORIZON™
Sunset *Osteospermum* ¹DANOSTICAUR¹ USPPAF CanPBRAF



BRIGHT LIGHTS™ Yellow
Osteospermum ¹INOSTYELLOW¹ USPP29021 Can6044





BRIGHT LIGHTS™ Purple
Osteospermum ¹INOSTBLPUR¹ USPP32642 Can6771



BRIGHT LIGHTS™ Pink
Osteospermum ¹INOSTEPINK¹ USPP30834 Can6283

AMAZEL BASIL® *Ocimum*

LANDSCAPE   51-91cm (20-36") Vigor: 4

The gold standard in vegetatively produced, downy mildew resistant basil. Very large, vigorous, well-branched plants reach harvestable size quickly, remain in a vegetative state longer, and set sterile seed. The very best basil we've ever trialed.

Growing Tips for AMAZEL BASIL®

- 150-200 ppm N for optimal growth.
- Pinch floral buds during early plant establishment to promote vegetative growth.
- Grow under high light conditions with good air circulation.
- Avoid temperatures below 40°F.
- Good water management practices are critical to healthy growth; avoid late day overhead watering.
- Employ good sanitation practices including keeping the greenhouse clean, eliminating weeds and debris, keeping hose-ends off the floor, and disinfecting equipment as often as possible.
- Scout for thrips and botrytis.
- In growing group BC (see page 132).




AWARD WINNER – AMAZEL BASIL® *Ocimum*

55 Awards including: Top Performer, University of Guelph; Best of Show, University of Tennessee-Jackson; Perfect Score, Michigan State University; Top Performer, Oregon State University; Top Performer, Les Exceptionnelles



AMAZEL BASIL® *Ocimum* *UF16-23-2* USPP30817 CanPBRAF

CHARMED® Wine *Oxalis triangularis*

   15-41cm (6-16") Vigor: 1

Here's a plant you can grow and sell in multiple displays including St. Patrick's Day, shade collections and as an indoor plant for sunny windowsills. Violet purple, shamrock-shaped leaves form a restrained mound topped with pale pink flowers all season. Easy to mix with other low to medium vigor plants in window boxes and patio pots, and looks great in 4.25 Grande™ containers.

Growing Tips for CHARMED® Wine

- Prefers warmer production temperatures.
- Warm and slightly dry conditions after transplanting speeds root in and growth.
- Light shade is best for optimal growth.
- Shear back if petioles become too long due to low light conditions.
- Use 150-200 ppm fertilizer for optimal growth.
- In growing group BB (see page 132).

Notes: To schedule for St. Patrick's Day, plan on a 4-6 week crop, and supplemental lighting may be needed to keep plant compact for Northern growers. Pinching not needed. PGRs not needed.

AWARD WINNER – CHARMED® Wine *Oxalis*

2 Awards: Arboretum Approved, Dallas Arboretum; Best of Species, Penn State



CHARMED® Wine
Oxalis triangularis *JROXBURWJ* USPP17567 Can2949

SUNSTAR® *Pentas lanceolata*



46-56cm (18-22") Vigor: 2  

Sunstar® represents a breakthrough line of genetics for Pentas that have retained their heat tolerance but are also easy to produce in cooler climates, even without supplemental lighting. Extra-large flower clusters nearly the size of hydrangea blossoms top the well-branched plants which fill 4.25 Grande™ containers fully.

Sunstar Pentas have excellent summer durability, powering through high heat and humidity, and make ideal bedding plants in warmer climates. Since they are produced vegetatively, their flowering performance far exceeds that of seed Pentas. *Sobkovich only*

AWARD WINNERS – SUNSTAR® Pentas

103 Awards including: Perfect Score All Season, University of Tennessee; Top 10 for Summer, JC Raulston Arboretum; Top Performer, University of Minnesota

Growing Tips for SUNSTAR®

- Requires high light in production.
- Feed with 100-150ppm N. Calcium and nitrate-based fertilizers help maintain a pH above 6.2. Avoid ammonia-based and acidifying fertilizers in production.
- Peak blooming occurs under long days.
- Good air circulation, control of humidity, good water management practices and proper sanitation are critical to producing healthy plants.
- In growing group CC (see page 132).

Notes: Treat with a preventative broad spectrum fungicidal drench 1-2 weeks after transplant. PGR sprays can be used to control height. Use 2500-5000ppm B-Nine®, 750-1000ppm Cycocel® or 5-10ppm Bonzi®. Scout crop at least once per week for disease development.



SUNSTAR® Lavender
Pentas lanceolata *PEZZ0001* USPP25943 Can4939



Collection Top Seller

SUNSTAR® Red
Pentas lanceolata *PEZZ0004* USPP26359 Can4942



SUNSTAR® Pink
Pentas lanceolata *PEZZ0015* USPP32013 CanPBRAF



SUNSTAR® Rose
Pentas lanceolata *PEZZ0003* USPP25942 Can4941

NEW

IMPROVED

SUPERTUNIA® *Petunia*



10-30cm (4-12")



all Vigor: 3 except Giant Pink and Supertunia Vista®: Vigor: 4

The Best Petunia. Period.

For incredible color and seasonlong performance, choose Supertunia. Whether you're using them to create extraordinary hanging baskets, upright combos or in landscapes, you can expect an exceptional show of color from planting until frost. Supertunias are self-cleaning – no deadheading necessary – and grow with remarkable vigor, petal substance and disease resistance. You won't find a more outstanding petunia.

SUPERTUNIA® BERMUDA BEACH® Improved *Petunia* 'INPETBEACH' USPPAF CanPBRAF

Harking back to the original petunia of this name, this improved cultivar bears medium pink blossoms with a hint of coral and a white throat. Designed to play better with others in recipes, the habit is more relaxed to allow for its companions to intertwine. Pair it with other medium vigor companions and watch it bloom non-stop without deadheading all season. Improved this year.



SUPERTUNIA® BERMUDA BEACH® Improved
Petunia 'INPETBEACH' USPPAF CanPBRAF

10-30cm (4-12")



SUPERTUNIA TIARA™ Blue
Petunia 'INPETTIABL' USPPAF CanPBRAF

10-30cm (4-12")



SUPERTUNIA MINI VISTA® Plum Veined
Petunia 'WGPETSMVPV25' USPPAF CanPBRAF

15-30cm (6-12")



SUPERTUNIA TIARA™ Pink
Petunia 'PEHY0083' USPPAF CanPBRAF

10-30cm (4-12")

SUPERTUNIA® TIARA™ Blue *Petunia* 'INPETTIABL' USPPAF CanPBRAF

Captivating vivid violet blue flowers emanate a white luminescent glow from the center – a new pattern for the Supertunia line, and one that we expect exciting things to come from in the future. Coupled with great vigor and no deadheading needed for all-season bloom, this new Supertunia easily made our Top Picks list for 2025. New this year.

SUPERTUNIA® TIARA™ Pink *Petunia* 'PEHY0083' USPPAF CanPBRAF

Boasting incredible vigor that nearly rivals Supertunia Vista® petunias but with a more trailing habit, this stunning new Supertunia combines well with medium and high vigor plants in large baskets and upright containers and also works well as a flowering groundcover. A unique luminescent glow emanates from the center of each princess pink bloom. New this year.

SUPERTUNIA MINI VISTA® Plum Veined *Petunia* 'WGPETSMVPV25' USPPAF CanPBRAF

Expanding the color range of the series, this new fuchsia pink, plum veined cultivar forms a glowing carpet of color that persists all season without deadheading. Combining consumers' two favorite colors in one plant makes this newcomer a guaranteed home run. Growers and retailers will appreciate its globe-shaped habit which makes pristine Grande™ containers and monoculture baskets. New this year.



In landscape above: SUPERTUNIA VISTA® JAZZBERRY® Petunia

AWARD WINNERS – SUPERTUNIA®

2274 Awards including: Top Performer, Missouri Botanical Garden; Excellent Rating, Boerner Botanical Garden, Milwaukee, Wisconsin; Outstanding Rating, Disney Trials; Top Performer, Oregon State University; Top Performer, University of Laval; Top Performer, Les Exceptionnelles

Growing Tips for SUPERTUNIA®

- Requires high light in production.
- 250+ ppm fertilizer. Watch pH and EC levels.
- All “veined” petunias are more sensitive to cold. Keep above 50° F (10° C).
- Day-length neutral varieties need less PGRs. Cold temperatures also control growth.
- Yellow growth tips often indicate an iron shortage in response to too high pH.
- Black Cherry has above average vigor and flowers early. Grow as bright as possible, space plants well, provide good air movement and avoid high humidity. Grow cool with 65-68°F days and 55-60°F nights. Regular applications of PGRs will help to keep plants more compact and will hold them longer.
- In growing group AA (see page 132).

Notes: For all sizes of containers, pinch the liner 1–2 weeks after transplant; for containers larger than 6” and for hanging baskets, trim around the edge of the container as needed prior to spacing or hanging of the baskets. 10-15 ppm Sumagic® spray or 1-3 ppm Bonzi® drench are effective at controlling growth. Apply as needed.

	Habit	Recommended Use	Sun-Shade Tolerance
Supertunia® and Supertunia Tiara™	Mounded Trailing Height: 10-30cm (4-12") Trailing: 76-91cm (30-36")	4.50 Classic™, 4.25 Grande™, and 1.0 GL Royale™ Hanging baskets, upright containers, landscape	Full sun to part sun Facultative long day
Supertunia Mini Vista®	Mounded Trailing Height: 15-30cm (6-12") Trailing: 61cm (24")	4.50 Classic™, 4.25 Grande™, and 1.0 GL Royale™ Hanging baskets, upright containers and mixed containers with other vigorous varieties, landscape	Full sun to part sun Facultative long day
Supertunia Vista®	Mounded Trailing Height: 30-61cm (12-24") Trailing: 91cm (36")	4.50 Classic™, 4.25 Grande™, and 1.0 GL Royale™ Hanging baskets, upright containers, best Supertunia® for landscape	Full sun to part sun Early to flower
Supertunia® Giant Pink	Mounded Trailing Height: 15-30cm (6-12") Trailing: 91cm (36")	4.50 Classic™, 4.25 Grande™, and 1.0 GL Royale™ from Supernova, hanging baskets, upright containers with other vigorous varieties, landscape	Best under long days as late crop, Full sun
Supertunia® Charm	Mounded Trailing Height: 15-30cm (6-12") Trailing: 61cm (24")	4.50 Classic™, 4.25 Grande™, and 1.0 GL Royale™ Hanging baskets, upright containers and mixed containers with other vigorous varieties	Best under long days Full sun

SUPERTUNIA® *Petunia*

LANDSCAPE    10-30cm (4-12")   all Vigor: 3 except Giant Pink and Supertunia Vista®: Vigor: 4

Supertunia®



SUPERTUNIA® BERMUDA BEACH® **Improved** *Petunia* ^{'INPETBEACH'} USPPAF CanPBRAF **Top 50** SUPERTUNIA® BLACK CHERRY® *Petunia* ^{'USTUN3003'} USPP27312 Can5279 **Top 50** SUPERTUNIA® Blue Veined *Petunia* ^{'Conblue'} USPP13543 Can1605 SUPERTUNIA® BORDEAUX™ *Petunia* ^{'Lanbor'} USPP16144 Can2532 **Top 5** SUPERTUNIA® Giant Pink *Petunia* ^{'USTUN153'} USPP14856 Can1934



SUPERTUNIA® HONEY™ *Petunia* ^{'DCAS303'} USPP26888 **Top 50** SUPERTUNIA® LATTE™ *Petunia* ^{'Kerlatte'} USPP28069 Can5508 **Top 50** SUPERTUNIA® LOVIE DOVIE™ *Petunia* ^{'BBTUN91601'} USPP29663 Can6056 SUPERTUNIA® Persimmon *Petunia* ^{'WNPETSTPER23'} USPPAF CanPBRAF **Top 50** SUPERTUNIA® PICASSO IN PURPLE® *Petunia* ^{'DCASPITAYA'} USPP27999 CanPBRAF



SUPERTUNIA® Priscilla *Petunia* ^{'Kerprilpro'} USPP33379 Can6963 SUPERTUNIA® RASPBERRY RUSH™ *Petunia* ^{'BBTUN91601M2'} USPP32641 Can6552 SUPERTUNIA® Really Red *Petunia* ^{'Sunremi'} USPP16803 Can2838 **Top 50** SUPERTUNIA® Rose Veined *Petunia* ^{'USTUN53402'} USPP27390 Can5280 SUPERTUNIA® ROYAL MAGENTA® *Petunia* ^{'INPETROYMA'} USPP29811 Can6045 **Top 50**



SUPERTUNIA® ROYAL VELVET® *Petunia* ^{'BBTUN10102'} USPP32688 Can6648 **Top 5** SUPERTUNIA® SAFFRON FINCH™ *Petunia* ^{'Balcoobes'} USPP32448 **Top 50** SUPERTUNIA® Silver *Petunia* ^{'Petwibi'} USPP17247 Can2594 SUPERTUNIA® Daybreak Charm *Petunia* ^{'USTUN69002'} USPP27727 Can5514 SUPERTUNIA® HOOPLA® VIVID ORCHID™ *Petunia* ^{'DPETPW1782'} USPPAF CanPBRAF **Top 50**

Supertunia® Charm Supertunia® Hoopla®



SUPERTUNIA® Charm *Petunia* SUPERTUNIA® HOOPLA® VIVID ORCHID™ *Petunia*

Supertunia Vista®



Top 5

SUPERTUNIA VISTA® BUBBLEGUM®
Petunia 'USTUN16001' USPP17730 Can2871



Top 50

SUPERTUNIA VISTA® Fuchsia
Petunia 'BHTUN65301' USPP26457 Can6785



Top 50

SUPERTUNIA VISTA® JAZZBERRY®
Petunia 'WNPESVJAZ' USPP34152 Can6967



Top 50

SUPERTUNIA VISTA® Paradise
Petunia 'BBTUN98901' USPP30965 Can6294

Supertunia Tiara™



Top 50

SUPERTUNIA VISTA® Silverberry
Petunia 'USTUN160-01' USPP20903 Can3866



Top 50

SUPERTUNIA VISTA® SNOWDRIFT™
Petunia 'BBTUN04401' USPP22687 Can6550



NEW

SUPERTUNIA TIARA™ Blue
Petunia 'INPETTIABL' USPPAF CanPBRAF



NEW

SUPERTUNIA TIARA™ Pink
Petunia 'PEHY0083' USPPAF CanPBRAF

Supertunia Mini Vista®



SUPERTUNIA MINI VISTA® Hot Pink
Petunia 'USTUN2401M' USPP29664 Can6057



Top 50

SUPERTUNIA MINI VISTA® Indigo
Petunia 'BBTUN93201' USPP38278 Can6649



Top 50

SUPERTUNIA MINI VISTA® Midnight
Petunia 'WGPESMVMID' USPPAF CanPBRAF
US Utility 7642436



SUPERTUNIA MINI VISTA® Pink Star
Petunia 'USTUNJ2401' USPP28028 Can5517



NEW

SUPERTUNIA MINI VISTA® Plum Veined
Petunia 'WGPETSMVPV25' USPPAF CanPBRAF



SUPERTUNIA MINI VISTA® Scarlet
Petunia 'WNPETMVSCA23' USPPAF CanPBRAF



SUPERTUNIA MINI VISTA® Ultramarine
Petunia 'WNPETMVUM24' USPPAF CanPBRAF



Top 50

SUPERTUNIA MINI VISTA® Violet Star
Petunia 'USTUNJ1901' USPP28051 Can5516



Top 50

SUPERTUNIA MINI VISTA® White
Petunia 'USTUN87002' USPP30833 Can6295



Top 50

SUPERTUNIA MINI VISTA® Yellow
Petunia 'WGPESMVVEL' USPPAF US Utility 7642436

NEW

SUPERTUNIA MINI VISTA® *Petunia*

LANDSCAPE 15-30cm (6-12") Vigor: 3

For reliable, durable color in landscapes and containers, choose Supertunia Mini Vista. More compact and smaller flowered than standard Supertunia Vista petunias, they grow vigorously and bloom early, forming a dense blanket of color in landscapes. Their tightly branched, ball-shaped habit is picture perfect in 4.25 Grande containers.



NEW

SUPERTUNIA MINI VISTA® Plum Veined
Petunia 'WGPETSMVPV25' USPPAF CanPBRAF



SUPERTUNIA MINI VISTA® Ultramarine
Petunia 'WNPETMUMZ4' USPPAF CanPBRAF



ANNUAL OF THE YEAR

Top 50

SUPERTUNIA MINI VISTA® Yellow
Petunia 'WGPESMVEYL' USPPAF US Utility 7642436



Top 50

SUPERTUNIA MINI VISTA® Midnight
Petunia 'WGPESMVMID' USPPAF CanPBRAF US Utility US7642436



SUPERTUNIA MINI VISTA® Scarlet
Petunia 'WNPETMVSZAZ3' USPPAF CanPBRAF



Top 50

SUPERTUNIA MINI VISTA® White
Petunia 'USTUN87002' USPPAF Can6295

SUPERTUNIA VISTA® *Petunia*

LANDSCAPE    30-61cm (12-24")   Vigor: 4

The best petunia for landscapes. Hands down.

Supertunia Vista varieties deliver an outstanding performance over the entire season, lasting an extra month in southern states and well into fall in moderate climates. They are bred to flower earlier, grow taller and wider, and grow more vigorously than other Supertunia. Vista Bubblegum has become a legend in its own time, and the other Vistas are well-matched too.



Top 5

SUPERTUNIA VISTA® BUBBLEGUM®
Petunia 'USTIN16001' USPP17730 Can2871



Top 50

SUPERTUNIA VISTA® Fuchsia
Petunia 'BHTUN65301' USPP28457 Can5785



Top 50

SUPERTUNIA VISTA® SNOWDRIFT™
Petunia 'BBTUN04401' USPP32687 Can6550



Top 50

SUPERTUNIA VISTA® JAZZBERRY®
Petunia 'WNPESVJAZ' USPP34152 Can6967



Top 50

SUPERTUNIA VISTA® Paradise
Petunia 'BGTUN98901' USPP30965 Can6294



Top 50

SUPERTUNIA VISTA® Silverberry
Petunia 'USTUN160-01' USPP20903 Can3866

Supertunia Photoperiod Response

An independent trial conducted in a controlled environment revealed the following timing for Supertunia *Petunia*. It is applicable for growers worldwide.

Photoperiod Hours 10, 11, 12, 13 (Day Neutral Response)
Supertunia® Bermuda Beach® Improved Supertunia Tiara™ Pink
Photoperiod Hours 13, 10, 11, 12 (Facultative Long-day Response)
Supertunia Vista® Paradise Supertunia® Hoopla® Vivid Orchid™ Supertunia Mini Vista® Indigo Supertunia Mini Vista® Midnight Supertunia Mini Vista® Pink Star Supertunia Mini Vista® Scarlet Supertunia Mini Vista® White Supertunia Mini Vista® Yellow Supertunia® Black Cherry® Supertunia® Blue Veined Supertunia® Giant Pink Supertunia® Honey™ Supertunia® Latte™ Supertunia® Persimmon Supertunia® Picasso in Purple® Supertunia® Priscilla Supertunia® Raspberry Rush™ Supertunia® Silver
Photoperiod Hours 11, 12, 13, 10 (Facultative Long-day Response)
Supertunia Vista® Bubblegum® Supertunia Vista® Snowdrift™ Supertunia® Daybreak Charm Supertunia® Really Red Supertunia® Royal Magenta®
Photoperiod Hours 12, 13, 10, 11 (Facultative Long-day Response)
Supertunia Vista® Silverberry Supertunia Vista® Jazzberry® Supertunia Mini Vista® Plum Veined Supertunia Mini Vista® Ultramarine Supertunia Vista® Fuchsia Supertunia® Lovie Dovie™ Supertunia® Royal Velvet® Supertunia® Saffron Finch™ Supertunia Tiara™ Blue
Photoperiod Hours 13, 12 (Facultative Long-day Response)
Supertunia® Bordeaux™ Supertunia Mini Vista® Violet Star
Photoperiod Hours 13, 11, 12 (Facultative Long-day Response)
Supertunia Mini Vista® Hot Pink

Top-selling Supertunia

Supertunia continue to be our most popular line of plants – here's how they rank in terms of liners sold in Canada.

- Supertunia Vista® Bubblegum®
- Supertunia® Royal Velvet®
- Supertunia® Bordeaux™
- Supertunia Vista® Jazzberry®
- Supertunia Vista® Fuchsia
- Supertunia Vista® Silverberry
- Supertunia Vista® Snowdrift™
- Supertunia Mini Vista® Indigo
- Supertunia® Royal Magenta®
- Supertunia Mini Vista® White
- Supertunia® Really Red
- Supertunia® Black Cherry®
- Supertunia® Bermuda Beach® Improved
- Supertunia Mini Vista® Yellow
- Supertunia® Persimmon
- Supertunia® Latte™
- Supertunia Vista® Paradise
- Supertunia® Hoopla® Vivid Orchid™
- Supertunia Mini Vista® Violet Star
- Supertunia® Saffron Finch™
- Supertunia® Honey™
- Supertunia Mini Vista® Midnight
- Supertunia Mini Vista® Hot Pink
- Supertunia Mini Vista® Ultramarine
- Supertunia Mini Vista® Scarlet
- Supertunia® Blue Veined
- Supertunia Tiara™ Blue
- Supertunia® Raspberry Rush™
- Supertunia Mini Vista® Pink Star
- Supertunia® Priscilla
- Supertunia® Picasso in Purple®
- Supertunia® Lovie Dovie™
- Supertunia® Rose Veined
- Supertunia® Silver
- Supertunia® Daybreak Charm
- Supertunia® Giant Pink

INTENSIA® *Phlox*



25-41cm (10-16")



Vigor: 2

Heat, drought, and humidity tolerance, sweet fragrance, and rich colors have earned this series a stack of awards – and a special place in the hearts of gardeners everywhere. Intensia grow from early spring through autumn and are wonderful mid-height plants for your premium hanging baskets and containers.

Have You Had Trouble Growing Intensia?

Intensia prefers being dry, and normal greenhouse procedure is to never let the plant dry out. So a good rule of thumb with this plant is that when you think it's ready to be watered, wait a day.

AWARD WINNERS – INTENSIA® *Phlox*

78 Awards including: Top Pick, Dallas Arboretum; Superior Rating, Disney; Best of the Best, University of Georgia; Exceptional Performer, University of Florida; Best of Species, Penn State

Growing Tips for INTENSIA®

- Requires heat and high light for optimal growth.
- Order for mid-spring production.
- Proper air movement, water management, and good soil porosity are critical.
- Water lightly at planting. Grow warm until roots are established and then grow cool.
- 200-300 ppm fertilizer. When actively growing, increased fertilizer applications may be necessary.
- Can be finished for prime spring season in mixed containers. Mono baskets and small containers can be produced from mid-spring on, if grown properly.
- A preventative fungicidal drench should be done one week after transplant.
- In growing group AB (see page 132).

Notes: For all sizes of containers, pinch the liner 1-2 weeks after transplant; for containers larger than 6" and for hanging baskets, trim around the edge of the container as needed prior to spacing or hanging of the baskets. 5-10 ppm Sumagic® is effective. Cool temperatures are also an effective growth regulator.



INTENSIA® Red Hot
Phlox drummondii 'Dphlox911' USPP28127



INTENSIA® White
Phlox drummondii 'DPHLOX866' USPP28185 Can5499



INTENSIA® Blueberry
Phlox USPLX60306' USPP21646 Can4144

MOJAVE® *Portulaca umbraticola*



10-20cm (4-8")



Vigor: 2

Capitalize on the succulent trend by offering these colorful flowering cultivars that bloom all summer without deadheading. Large, vivid blossoms that attract pollinators are held above the foliage on trailing stems. Use them in hanging baskets, upright containers and landscapes where they make a drought tolerant groundcover.

MOJAVE® Fuchsia Improved *Portulaca umbraticola* ^{WGFORM25} USPPAF CanPBRAF

Growers and gardeners alike will appreciate the nicely mounded shape and greater flower coverage of this improved cultivar that bears large, vivid fuchsia blossoms. Unlike some that become flat and open on top with maturity, Mojave Fuchsia Improved remains full all season. This heat tolerant annual blooms non-stop all season and can be offered in multiple crops throughout the spring and summer. Improved this year.

MOJAVE® Mango *Portulaca umbraticola* ^{WGPORMM25} USPPAF CanPBRAF

Expanding the color range for Mojave Portulaca, this novel cultivar shines with large, bright mango colored blossoms with a narrow scarlet ring around the center that creates a bullseye for pollinators. Like others in the series, its flowers are self-cleaning and the plant delivers a stellar garden performance all season. New this year.

MOJAVE® Tangerine Improved *Portulaca umbraticola* ^{WGPORMT25} USPPAF CanPBRAF

Marked as one of the most dramatic upgrades by our trial managers, this greatly improved selection features far greater vigor, larger and more saturated, yellow-eyed, tangerine orange blossoms that don't fade in the heat. The mounded habit remains tightly compact as the plant matures. Like others in the series, its self-cleaning blossoms attract pollinating bees and butterflies. Improved this year.

Growing Tips for MOJAVE®

- Grow on the dry side to help naturally control growth.
- 100-150 ppm fertilizer for optimum growth.
- Red leaf margins can indicate over-fertilization or extremely high light levels.
- When holding at cool temperatures, be sure to maintain temperatures no lower than 50°F to avoid leaf drop. Some red coloration on leaf margins may appear with cool temperatures. Under cool holding conditions, soil should be dry rather than moderate.
- In growing group BC (see page 132).

Notes: Pinch at 1-2 weeks after transplant if needed. Treat with a preventative broad spectrum fungicidal drench at 1-2 weeks after transplant. Scout crops regularly (at least once a week) for disease development. Good air circulation, control of humidity, and good sanitation practices are critical.

AWARD WINNERS – MOJAVE® *Portulaca*

179 Awards including: Top Performer, Dallas Arboretum; Top Performer, Penn State; People's Pick, Texas A&M; Top Performer, Michigan State University; Top Performer, Missouri Botanic Garden



MOJAVE® Tangerine Improved
Portulaca umbraticola ^{WGPORMT25} USPPAF CanPBRAF



MOJAVE® Fuchsia Improved
Portulaca umbraticola ^{WGFORM25} USPPAF CanPBRAF



MOJAVE® Mango
Portulaca umbraticola ^{WGPORMM25} USPPAF CanPBRAF



MOJAVE® Pink
Portulaca umbraticola



MOJAVE® Red
Portulaca umbraticola "FOR 16000" USPP32693 Can6558



MOJAVE® Yellow
Portulaca umbraticola "WNPORIMYEL23" USPP35593 CanPBRAF

SUNBINI®

Sanvitalia procumbens

LANDSCAPE   15-30cm (6-12") Vigor: 2

This heat and drought tolerant annual has a similar application as Blue My Mind® *Evolvulus* in monoculture containers and low maintenance landscape plantings. It blooms freely without the need for deadheading or shaping the whole the season. This improved cultivar features 30% larger, golden yellow blossoms which are produced prolifically and are attractive to pollinating bees.

Growing Tips for SUNBINI®

- High light is essential.
- 100-150 ppm fertilizer for optimal growth.
- Production time decreases when light and temperatures are optimal.
- Grow lean, warm, and dry for best results.
- Do not use any fungicides containing Azole, such as Banrot® and Truban®, as they will stunt the plants.
- In growing group BB (see page 132).

Notes: For all sizes of containers, pinch the liner 1-2 weeks after transplant; for containers larger than 6" and for hanging baskets, trim around the edge of the container as needed prior to spacing or hanging of the baskets. No PGRs needed. Plants are sensitive to Sumagic® but 2500 ppm B-9 is effective if needed.

AWARD WINNER – SUNBINI® *Sanvitalia*

15 Awards including: Top Performer, Michigan State; Top Performer, Penn State; Best Varieties, Colorado State University



SUNBINI® *Sanvitalia procumbens* "DSANTALG" USPP32696 Can6673

LEMON CORAL®

Sedum mexicanum

LANDSCAPE    8-25cm (3-10") Zones 7-11 Vigor: 2

A tough as nails filler for hanging baskets, troughs, combination containers and landscapes, this beautifully textured succulent is very vigorous and drought tolerant. Its lime green to chartreuse foliage pairs well with other vigorous sun loving varieties.

Growing Tips for LEMON CORAL®

- High light levels are required in production.
- Grow in dry to lightly moist soil. Plants are heat and drought tolerant once established.
- 100-150 ppm fertilizer for optimum growth.
- Good air circulation, water management practices, control of humidity, and good sanitation practices are critical.
- In growing group BB (see page 132).

Notes: No pinching needed. Naturally forms a very dense mat of lime green foliage. Treat with a preventative broad spectrum fungicidal drench at 1-2 weeks after transplant. Scout crops regularly (at least once a week) for disease development.

AWARD WINNER – LEMON CORAL® *Sedum*

47 Awards including: Top Performer, Colorado State University; Best Drought Tolerant, Tennessee State University; Top Performer, Texas A&M



LEMON CORAL® *Sedum mexicanum*

UNPLUGGED® *Salvia*

LANDSCAPE       Vigor: 2

More compact than our Rockin'® salvias, these unique varieties are scaled to pair with other medium vigor varieties in container recipes and also deliver a stellar landscape performance. The flowers appear prolifically on well-proportioned plants, tolerating summer heat and humidity with ease.

UNPLUGGED® Red *Salvia coccinea* 'DWsahyb03' USPPAF

There's no mistaking the stunning scarlet red flowers of this dynamic cultivar of our native scarlet sage. Boasting larger blossoms and greater flower power than others of this type, it stands out from the crowd and has tremendous impulse appeal at retail. The semi-upright, vase-shaped habit is similar to Angelface® Angelonia, making it a good fit for large containers, recipes and landscapes. New this year.

UNPLUGGED® White *Salvia farinacea*

A great match for Unplugged® So Blue™, this is the best white-flowered salvia we've ever trialed. Crisp white flowers held by silvery, felted calyxes are borne prolifically all season without deadheading and have a far cleaner look than others of this type. This heat and humidity tolerant cultivar of our southern native *Salvia farinacea* is a favorite of pollinators and hummingbirds but is typically deer resistant. New this year.

Growing Tips for UNPLUGGED®

- Requires high light in production.
- Feed with 150-200 ppm N. If possible, avoid using fertilizers high in ammonia which can cause excessive vegetative growth and fewer flowers under low light conditions.
- Good water management practices are critical to healthy growth. Avoid overhead watering late in the day.
- Avoid saturated containers; grow slightly on the dry side.
- In growing group BB (see page 132).

Notes: A routine preventative fungicidal program is encouraged. These salvias' compact early habit makes them perfect for smaller container production. Growth can be controlled using lower temperatures. Apply growth regulators as needed for height control. B-Nine® at 1,500 to 2,500 ppm should be effective.

AWARD WINNERS – UNPLUGGED® *Salvia*

122 Awards including: Perfect Score All Season, Iowa State; Perfect Score All Season, Disney; Top Performer-Pollinators, Ohio State University; Top Performer, University of Laval; Top Performer, Les Exceptionelles



NEW

UNPLUGGED® Red
Salvia coccinea [™]DWsalhyb03[™] USPPAF
36-61cm (14-24")



NEW

UNPLUGGED® White
Salvia farinacea
36-61cm (14-24")



UNPLUGGED® SO BLUE™
Salvia farinacea [™]G14251[™] USPP32695 Can6537
36-61cm (14-24")



UNPLUGGED® Pink
Salvia [™]WNSVUPPK[™] USPP34160 Can6968
36-76cm (14-30")

ROCKIN'® *Salvia*



Vigor: 4

Gardeners are looking for plants to draw in pollinators and salvias work like a charm. Hummingbirds are highly attracted to the extra-large flowers of Rockin' Deep Purple, Fuchsia and Blue Suede Shoes, while butterflies and bees enjoy Rockin' Playin' the Blues. Each member of this series is unique, but all share a refined habit and strong heat tolerance. They are spectacular in the landscape and make impressive thrillers in large containers.

AWARD WINNERS – ROCKIN'® *Salvia*

314 Awards including: Excellent Rating, University Laval; Top Performer, University of Guelph; Perfect Score All Season, University of Minnesota; People's Choice, University of Georgia

Growing Tips for ROCKIN'®

- Requires high light in production.
- Good air circulation and well-drained soil are important. Avoid saturated containers and grow slightly on the dry side.
- 150-200 ppm N. Be careful to not overfertilize. Using fertilizer high in ammonia can cause excessive vegetative growth and lack of flowers.
- Grow in 4.25 Grande™ for early season sales and in 1.0 Royale™ containers for bigger impact.
- Long days are beneficial for flowering.
- In growing group BB (see page 132).

Notes: A routine preventative broad spectrum fungicidal spray program is encouraged. Growth can be controlled using B-Nine® at 2500 to 3750 ppm or lower temperatures.

Notes for ROCKIN'® Blue Suede Shoes, Deep Purple and Fuchsia: Compact early habit is great for container production. Pinch at 1-2 weeks after transplant as needed.



ROCKIN'® PLAYIN' THE BLUES®
Salvia longispicata
x farinacea 'Balsalmispim' US29604
 76-122cm (24-48")

ROCKIN'® BLUE SUEDE SHOES™
Salvia 'BBSAL01301' USPP32694 Can6573
 76-102cm (30-40")

Angel Wings *Senecio candicans*

LANDSCAPE   30-46cm (12-18")  Vigor: 2

This head-turning succulent makes an outstanding centerpiece in containers and has fantastic impulse appeal at retail. Large, silky-textured, silvery white leaves grow quickly to form a substantial, upright clump. Like many felted silver plants, good drainage and abundant sunshine are important to achieving healthy, vigorous growth. Heat, drought and salt are all easily tolerated, and deer tend to pass it on by. We recommend offering this high demand variety in 1.0 Royale™ containers to achieve the proper price point. New this year.

Growing Tips for Angel Wings

- High light in production is essential and will enhance the silvering of the foliage.
- Feed with 150-200 ppm N
- Allow the growing media to dry down between irrigations.
- Treat with a preventative broad spectrum fungicidal drench at time of liner planting.
- In growing group AB (see page 132).



Collection
Top Seller

ROCKIN® Fuchsia
Salvia ^{BBSAL00301} USPP30923 Can6296

61-91cm (24-36")



ROCKIN® Deep Purple
Salvia ^{WNSVRDP23} USPPAF CanPBRAF

61-91cm (24-36")



Angel Wings *Senecio candicans* ^{Senaw} USPP28830

STARDIVA® *Scaevola aemula*



10-20cm (4-8") Vigor: 2

Meet the first-ever series of *Scaevola aemula* with star-shaped rather than fan-shaped flowers. Though both types have five petals, those of the new Stardiva™ series are arranged in a perfect star formation, lending a larger, fuller appearance to the blossoms. They are borne prolifically all season on compact, densely mounded to semi-trailing plants that are smaller overall than Whirlwind®. These outstanding cultivars are extremely durable in sun, heat, humidity, rain, drought and wind. Color doesn't get any easier than Stardiva!

STARDIVA® Blue *Scaevola aemula* US11795469
Violet blue flowers. New this year.

STARDIVA® Pink *Scaevola aemula* US11795469
Cotton candy pink flowers. New this year.

STARDIVA® White *Scaevola aemula* US11795469
Starry white flowers. New this year.

Growing Tips for STARDIVA® *Scaevola*

- Requires high light in production.
- 150-200 ppm fertilizer.
- Prefers warmer production temperatures.
- Australian plants prefer to have little or no phosphorous added.
- Sensitive to cold temperatures but makes a great spring and summer sales item.
- In growing group BA (see page 132).

Notes: For all sizes of containers, pinch the liner 1-2 weeks after transplant; for containers larger than 6" and for hanging baskets, trim around the edge of the container as needed prior to spacing or hanging of the baskets.



STARDIVA® White
Scaevola aemula US11795469



STARDIVA® Blue
Scaevola aemula US11795469



STARDIVA® Pink
Scaevola aemula US11795469

WHIRLWIND® *Scaevola aemula*



20-36cm (8-14") Vigor: 3

For low maintenance color and season-long performance in the toughest conditions, choose Whirlwind. Their fan-shaped flowers may appear delicate, but these plants have their roots in rugged Western Australia bush country, so they thrive in heat, humidity and drought conditions. All four cultivars are well-branched and fill out containers fully. Their landscape performance is simply stellar.

Growing Tips for WHIRLWIND® *Scaevola*

- Requires high light in production.
- 150-200 ppm fertilizer.
- Prefers warmer production temperatures.
- Australian plants prefer to have little or no phosphorous added.
- Sensitive to cold temperatures but makes a great spring and summer sales item.
- In growing group BA (see page 132).

Notes: For all sizes of containers, pinch the liner 1-2 weeks after transplant; for containers larger than 6" and for hanging baskets, trim around the edge of the container as needed prior to spacing or hanging of the baskets. Sumagic® at 2-5 ppm has been effective at controlling growth.

AWARD WINNERS

WHIRLWIND® *Scaevola*

148 Awards including: Excellent Rating, Disney Trials; Best of the Best, University of Georgia; Top Performer, Michigan State



WHIRLWIND® STARLIGHT™
Scaevola aemula ^{DS}SCAWINDSTTM USPP32889 Can6829



WHIRLWIND® White
Scaevola aemula 'Bony Whit' USPP20790 Can3851



WHIRLWIND® Pink
Scaevola aemula ^{DS}SCAVIBLSTM USPP30278 Can6311



WHIRLWIND® Blue
Scaevola aemula ^{SVA}AZ0006TM USPP32889 CanPBRAF

A-PEEL® *Thunbergia alata*



152-244cm (5-8') Vigor: 4

Easier to handle than most rambunctious *Thunbergias*, these more restrained selections have an increased shelf life and sales window for growers and retailers. They are easy to recommend to customers looking to create a quick screen on patio trellises and chain link fences, and are excellent climbing components for combinations paired with other vigorous varieties. Requires a trellis in Royale™ containers.

Growing Tips for A-PEEL®

- Prefers warmer production temperatures; avoid chilling.
- These plants are vigorous; monitor containers regularly to keep twining stems at bay.
- Do not use irrigation frequency to control plant size. Drying to the point of wilt will cause leaf burn and drop. Can be run a little dry but not to the point of wilt.
- Scout for spider mites and whiteflies, especially when held for long periods before sale.

- It is suggested that a 12-18" high trellis that attaches to the edge of the Royale (1 GL) container be used to provide climbing support and added value.
- 200-250 ppm fertilizer for optimal growth
- In growing group CB (see page 132).

Notes: Treat with a preventative broad spectrum fungicidal drench 1-2 weeks after transplant. Pinch 7-10 days after transplant. An additional 1-2 pinches may be needed for larger pot sizes. B-Nine may be used at 1500-2500ppm two weeks after transplant. Bonzi is also effective. Check manufacturer label for approved rates and usage recommendations.

AWARD WINNERS – A-PEEL® *Thunbergia*

116 Awards including: Top Performer, University of Minnesota; Top Performer, University of Guelph; Best of Breed, NC State; Perfect Score All Season, Michigan State University; Top Performer, Les Exceptionnelles



Trellis available for co-ex and injection containers produced by HC/Dillen.

Collection Top Seller



Lemon A-PEEL®
Thunbergia alata "Lemon Star" USPP14371

Orange A-PEEL®
Thunbergia alata "Orange Wonder" USPP14767

Tangerine Slice A-PEEL®
Thunbergia alata "UL1501" USPP30215 Can6078

Coconut A-PEEL®
Thunbergia alata "Volthu9327" USPP33361 CanPBRAF

CATALINA® *Torenia*



Vigor: 2

Catalina *Torenia* will make a colorful addition to your shade collection, as they thrive and bloom in any amount of sunlight. They make great fillers in combination containers and work well in landscapes too. An extra helping of heat tolerance and oversized blossoms add to their appeal.

Growing Tips for CATALINA®

- Prefers warmer production temperatures; cold, wet conditions can slow growth.
- Light shade is best for optimal growth.
- 200 ppm fertilizer.
- Application of Florel® delays flowering 8-10 weeks.
- Catalinas are best for 4" production.
- In growing group CB (see page 132).

Notes: For all sizes of containers, pinch the liner 1-2 weeks after transplant; for containers larger than 6" and for hanging baskets, trim around the edge of the container as needed prior to spacing or hanging of the baskets. Should not need PGRs, as they are naturally compact.

AWARD WINNERS – CATALINA® *Torenia*

96 Awards including: Top Pick, Dallas Arboretum; Best Old Variety, University of Tennessee; Top Performer, University of Wisconsin; Top Performer In-Ground and Containers, Kansas State University

CATALINA® Midnight Blue
Torenia 'Dancat911' USPP1787/8 Can2815
20-41cm (8-16")

CATALINA® White Linen
Torenia 'Dancat5153' USPP19997
20-41cm (8-16")

Collection
Top Seller

CATALINA® GILDED GRAPE™
Torenia 'Dancat266' USPP20242 Can3904
20-41cm (8-16")

CATALINA® GRAPE-O-LICIOUS™ *Torenia*
20-30cm (8-12")

CATALINA® Pink *Torenia* '17TOR1-7-04' USPPAF CanPBRAF
20-30cm (8-12")

SUMMER WAVE® *Torenia*



20-25cm (8-10")



Vigor: 3

Synonyms for Summer Wave varieties include *fast*, *easy*, and *versatile*. Great as groundcovers, fantastic in window boxes and hanging baskets, and the ideal choice as spillers in containers, their deep, dark flower colors look amazing against a background of silver or lime green foliage plants.

Growing Tips for SUMMER WAVE®

- Prefers warmer production temperatures; cold, wet conditions can slow growth.
- Light shade is best for optimal growth.
- 200 ppm fertilizer.
- Application of Florel® delays flowering 8-10 weeks.
- Best in gallons and baskets.
- In growing group CB (see page 132).

Notes: For all sizes of containers, pinch the liner 1-2 weeks after transplant; for containers larger than 6" and for hanging baskets, trim around the edge of the container as needed prior to spacing or hanging of the baskets. 10-15 Sumagic® spray is effective on Summer Wave.

AWARD WINNERS – SUMMER WAVE® *Torenia*

23 Awards including: Exceptional Performer, University of Florida; Best of Species, Penn State; Top Performer, Missouri Botanic Garden



Collection
Top Seller

SUMMER WAVE® Trailing Large Amethyst
Torenia 'Sunrenirepa' USPP14302 Can2362

SUMMER WAVE® Trailing Large Blue
Torenia 'Sunrenilabu' USPP10943 Can1066

SUMMER WAVE® Trailing Large Violet
Torenia 'Sunrenilamu' USPP15684 Can2471

CAKE POPS® *Verbena rigida*



25-46cm (10-18")



Vigor: 2

This unique line of verbena fills a need for drought tolerant, deer resistant, low maintenance plants used in municipal plantings and public gardens nationwide. This species is ideal for hot, humid climates since it won't cycle out of bloom in extreme heat. Semi-upright, spreading plants bear clusters of pastel-colored blossoms at the tips of each stem and attract pollinators all summer long.

CAKE POPS® Pink *Verbena rigida* ^{WNVCEPPK} USPP34382 Can6969

Produces light pink flower clusters and blooms best under longer days.

CAKE POPS® Purple *Verbena rigida* ^{WNVCEPPUR} USPP34411 Can6970

Produces lavender purple flower clusters and is daylength neutral.

Growing Tips for CAKE POPS®

- High light levels are required in production.
- Good air circulation and water drainage are important; use well-drained growing media.
- Upon planting, water in the liners without saturating the soil. Allow the soil to stay relatively dry for the first 7-10 days to establish a strong root system.
- Feed with 150-200ppm N
- In growing group BB (see page 132).

Notes: Treat with a preventative broad spectrum fungicidal drench 1-2 weeks after transplant. Production trials using Configure® to finish have been very effective. Apply at 2400ppm two weeks after transplant. One week following that application, pinch plants to reduce internodal stretch. Two weeks after pinching, make a second application of Configure® at 2400ppm. Apply PGRs as needed to control height. Either a light spray of Sumagic® at 5ppm or a 1-2ppm drench of Bonzi® can be applied to control growth. Scout crop regularly for disease development.

AWARD WINNERS – CAKE POPS® *Verbena*

16 Awards including: Perfect Score, Iowa State; Top Performer, Penn State; Best of Breed, NC State; Top Performer, Young's Plant Farm



CAKE POPS® Pink
Verbena ^{WNVCEPPK} USPP34382 Can6969



CAKE POPS® Purple
Verbena ^{WNVCEPPUR} USPP34411 Can6970

SUPERBENA[®] *Verbena*



Screened and selected for their robust vigor, large flower clusters and exceptional resistance to powdery mildew, you won't find better verbenas than Superbena. They present beautifully in 4.25 Grande™ containers, are essential components of dynamic container recipes, and make a colorful groundcover.

AWARD WINNERS – SUPERBENA[®] *Verbena*

516 Awards including: Superior Rating, Penn State; Exceptional Performer, University of Florida; Superior Rating, Disney Trials; Top Performer, Colorado State University; Top Performer, Les Exceptionnelles

Growing Tips for SUPERBENA[®]

- Upon planting, water in the liners without saturating the soil. Allow the soil to stay relatively dry for the first 7-10 days to establish a strong root system.
- High light in production is essential.
- 150-200 ppm fertilizer.
- Preventive fungicides recommended one week after transplant.
- Low pH and severe dry down can cause iron toxicity if supplemental iron has been applied.
- The easiest Superbena to grow in smaller containers are the more compact Superbena Royale varieties.
- In growing group BB (see page 132).

Notes: For all sizes of containers, pinch the liner 1-2 weeks after transplant; for containers larger than 6" and for hanging baskets, trim around the edge of the container as needed prior to spacing or hanging of the baskets. Lower temperatures or PGRs can be used to control growth. Either a light spray of Sumagic[®] at 5 ppm or a 2-5 ppm drench of Bonzi[®] is effective.



Top 50

SUPERBENA[®] Red
Verbena ^{TRIKAV44101 USPP30962 Can6297}

SUPERBENA[®] Cherryburst
Verbena ^{WNVERSVCB24 USPPAF CanPBRAF}

SUPERBENA[®] PINK CASHMERE™
Verbena ^{WNVERSVPC24 USPPAF CanPBRAF}

Superbena®



SUPERBENA® Cherryburst
Verbena ¹WVVERSVCB24¹ USPPAF CanPBRAF



SUPERBENA® COBALT™
Verbena ¹WVVESBIB¹ USPP34099 Can6971



SUPERBENA® Peachy Keen
Verbena ¹RIKAV36504¹ USPP23063 Can5786

Top 50



SUPERBENA® PINK CASHMERE™
Verbena ¹WVVERSVPC24¹ USPPAF CanPBRAF



SUPERBENA® Pink Shades
Verbena ¹USBENAL20¹ Can1829



SUPERBENA® Raspberry
Verbena ¹RIKAV45801¹ USPP30899 Can6299



SUPERBENA® Red
Verbena ¹RIKAV44101¹ USPP30962 Can6297

Top 50



SUPERBENA® Scarlet Star
Verbena ¹RIKAV44501¹ USPP30898 Can6298



SUPERBENA® Stormburst
Verbena ¹RIKA18302M¹ USPP23640



SUPERBENA® Violet Ice
Verbena ¹RIKAV18302¹ USPP25396 Can4786



SUPERBENA® WHITEOUT™
Verbena ¹RIKA1832M3¹ USPP30897 Can6301

Top 50

Superbena Royale®



SUPERBENA ROYALE® Iced Cherry
Verbena ¹INVEBROI0CH¹ USPP23218 Can4587



SUPERBENA ROYALE® Plum Wine
Verbena ¹RIKAV14704¹ USPP25395 Can4785



SUPERBENA ROYALE® Romance
Verbena ¹RIKAV38802¹ USPP23013 Can5787

Superbena Sparkling®



SUPERBENA SPARKLING® Amethyst
Verbena ¹DVERBINPR¹ USPP32788 Can6492



SUPERBENA SPARKLING® Rosé
Verbena ¹RIKAV52102¹ USPP32683

Top 50

SUPERBENA ROYALE® *Verbena*

LANDSCAPE    15-30cm (6-12")   Vigor: 3



SUPERBENA ROYALE® Romance
Verbena TRIKAV3860Z USPP29013 Can5787

SUPERBENA ROYALE® Plum Wine
Verbena TRIKAV14704 USPP25395 Can4785

SUPERBENA ROYALE® Iced Cherry
Verbena INVEBROICH USPP23218 Can4587

SUPERBENA SPARKLING® *Verbena*

LANDSCAPE    15-30cm (6-12")   Vigor: 3



Top 50

SUPERBENA SPARKLING® Amethyst
Verbena DVERBINPR USPP32788 Can6492

SUPERBENA SPARKLING® Rosé
Verbena TRIKAV5210Z USPP32683

Top-Selling Superbena

Here's how they rank in terms of liners sold in Canada.

Superbena® Whiteout™
 Superbena Sparkling® Amethyst
 Superbena® Peachy Keen
 Superbena® Red
 Superbena Cobalt™
 Superbena Royale® Plum Wine
 Superbena® Raspberry
 Superbena® Pink Cashmere™
 Superbena® Violet Ice
 Superbena® Stormburst
 Superbena Sparkling® Rosé
 Superbena Royale® Romance
 Superbena® Cherryburst
 Superbena Royale® Iced Cherry
 Superbena® Pink Shades
 Superbena® Scarlet Star






Verbena Photoperiod Response

An independent trial conducted in a controlled environment revealed the following timing for *Verbena*. It is applicable for growers worldwide.

Photoperiod Hours 10, 11, 12, 13 (Day Neutral Response)
Superbena® Cobalt™ Superbena Royale® Plum Wine
Photoperiod Hours 13, 10, 11, 12 (Facultative Long-day Response)
Superbena Royale® Romance Superbena® Red Superbena® Scarlet Star Superbena Sparkling® Rosé Superbena® Pink Shades Cake Pops® Pink
Photoperiod Hours 11, 12, 13, 10 (Day Neutral Response)
Superbena Sparkling® Amethyst
Photoperiod Hours 13, 12 (Obligate Long-day Response)
Superbena® Pink Cashmere™ Superbena® Cherryburst
Photoperiod Hours 12, 13, 10, 11 (Facultative Long-day Response)
Superbena® Peachy Keen Cake Pops® Purple
Photoperiod Hours 13, 12 (Obligate Long-day Response)
Superbena® Stormburst Superbena® Violet Ice Superbena® Whiteout™ Superbena® Raspberry Superbena Royale® Iced Cherry

METEOR SHOWER®

Verbena bonariensis

LANDSCAPE   51-76cm (20-30")    Vigor: 3

An updated look for the species, Meteor Shower® has a more compact, dense and vigorous growth habit which equates to more manageable and attractive plants as a flowering thriller in finished containers and massed in the landscape. And since the plants set little seed, it won't spread around the garden like most *Verbenas* of this type.

Growing Tips for METEOR SHOWER®

- High light levels are required in production.
- 150-200 ppm fertilizer for optimum growth.
- Good air circulation, water management practices, control of humidity, and good sanitation practices are critical.
- This plant sets little viable seed.
- In growing group BB (see page 132).

Notes: Pinch at 1-2 weeks after transplant if needed. To hold a crop for later delivery, an additional pinch or trim can be applied. Treat with a preventative broad spectrum fungicidal drench at 1-2 weeks after transplant. Scout crops regularly (at least once a week) for disease development.

AWARD WINNER –

METEOR SHOWER® *Verbena*

48 Awards including: Top Performer, Colorado State University; Top Performer, University of Minnesota-Morris; People's Pick, Texas A&M; Top Performer, Les Exceptionelles; Top Performer, University of Laval



METEOR SHOWER®
Verbena bonariensis "INVEBPLUTOW" USPP27722 Can5507

Recommended replacements for dropped annual varieties for 2025

DROPPED VARIETY	RECOMMENDED REPLACEMENT
LADY GODIVA® Orange <i>Calendula</i>	SUPERBELLS® Double Orange <i>Calibrachoa</i>
LADY GODIVA® Yellow <i>Calendula</i>	SUPERBELLS® Double Yellow <i>Calibrachoa</i>
HIGH NOON® <i>Euryops</i>	GOLDEN BUTTERFLY® <i>Argyranthemum</i>
ROCKAPULCO® Appleblossom <i>Impatiens</i>	ROCKAPULCO® Appleblossom Improved <i>Impatiens</i>
ROCKAPULCO® Red <i>Impatiens</i>	ROCKAPULCO® Red Improved <i>Impatiens</i>
ROCKAPULCO® Rose <i>Impatiens</i>	ROCKAPULCO® Rose Improved <i>Impatiens</i>
Bluebird <i>Nemesia</i>	Bluebird Improved <i>Nemesia</i>
BOLDLY® Coral <i>Pelargonium</i>	BRIGHT LIGHTS® HORIZON™ Sunset <i>Osteospermum</i>
BOLDLY® Dark Red <i>Pelargonium</i>	BRIGHT LIGHTS® Red <i>Osteospermum</i>
BOLDLY® Hot Pink <i>Pelargonium</i>	BRIGHT LIGHTS® Pink <i>Osteospermum</i>
BOLDLY® Lavender Rose <i>Pelargonium</i>	BRIGHT LIGHTS® Purple <i>Osteospermum</i>
BOLDLY® White <i>Pelargonium</i>	BRIGHT LIGHTS® White <i>Osteospermum</i>
SUPERTUNIA® BERMUDA BEACH® <i>Petunia</i>	SUPERTUNIA® BERMUDA BEACH® Improved <i>Petunia</i>
SUPERTUNIA® Blue Skies <i>Petunia</i>	SURFINIA® Sky Blue <i>Petunia</i>
SUPERTUNIA® LIMONCELLO® <i>Petunia</i>	SUPERTUNIA® SAFFRON FINCH™ <i>Petunia</i>
SUPERTUNIA® Rose Veined <i>Petunia</i>	SUPERTUNIA MINI VISTA® Plum Veined <i>Petunia</i>
SUPERTUNIA® Sharon <i>Petunia</i>	SUPERTUNIA® LOVIE DOVIE™ <i>Petunia</i>
MOJAVE® Fuchsia <i>Portulaca</i>	MOJAVE® Fuchsia Improved <i>Portulaca</i>
MOJAVE® Tangerine <i>Portulaca</i>	MOJAVE® Tangerine Improved <i>Portulaca</i>
SUPERBENA® Large Lilac Blue <i>Verbena</i>	SUPERBENA® Stormburst <i>Verbena</i>